

# AVOBOOK

CONNECTING THE GLOBAL AVOCADO MARKET

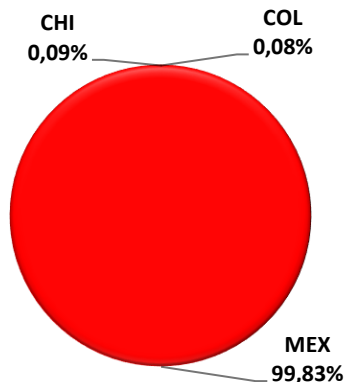
## SUMMARY

Week 51, 2023

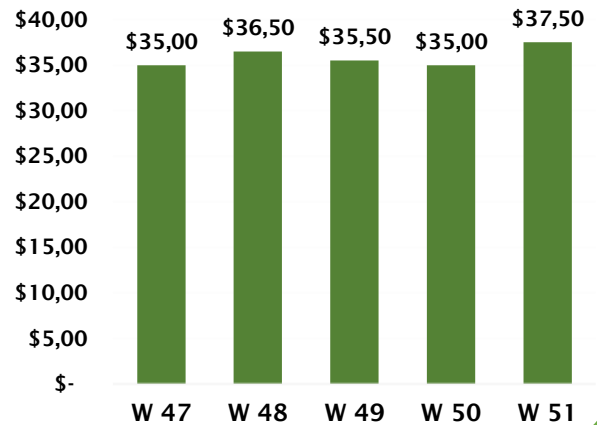
### USA

	Week	Lbs
Oct	40	43.761.003
	41	38.407.851
	42	57.639.339
	43	63.924.742
	44	51.705.771
Nov	45	49.765.094
	46	45.600.817
	47	42.745.209
	48	60.656.085
Dec	49	51.964.300
	50	50.227.894
	51	
	52	

Market Week 50



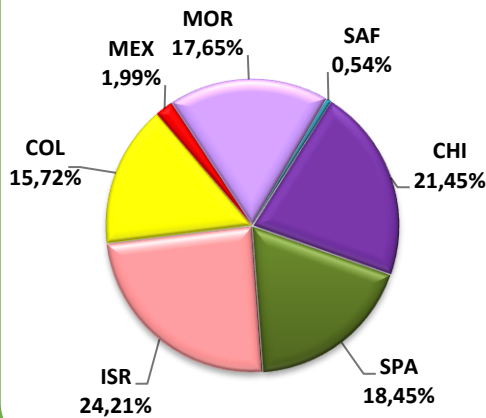
USD x 25 Lb box from Mx #48, Texas



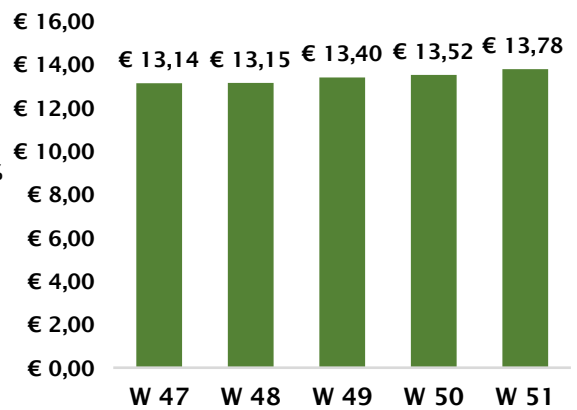
### EUROPE

	Week	FCL
Oct	40	311
	41	340
	42	430
	43	460
	44	691
Nov	45	637
	46	678
	47	657
	48	579
Dec	49	561
	50	535
	51	554
	52	

Market Week 51



Euros x 4 Kg box #18

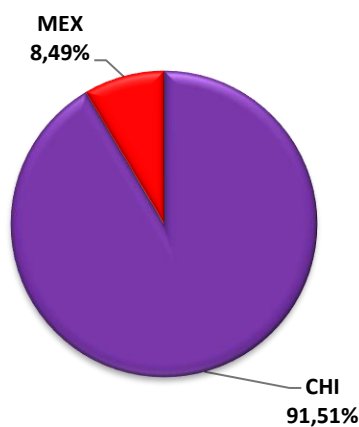


Source: CIRAD - FRUITROP

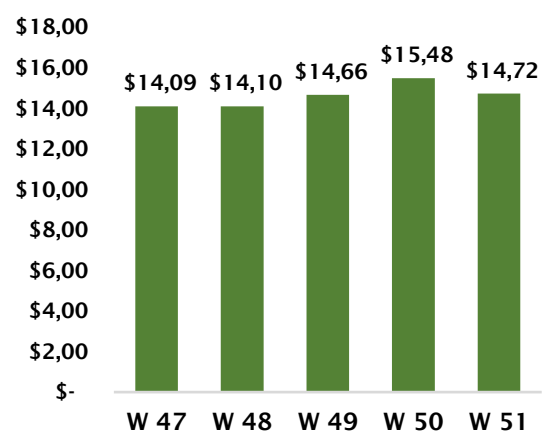
### CHINA

	Week	FCL
Oct	40	19
	41	29
	42	19
	43	31
	44	35
Nov	45	12
	46	38
	47	26
	48	11
Dec	49	43
	50	23
	51	24
	52	

Market Week 51



USD x 4 Kg box #18-20-22-24



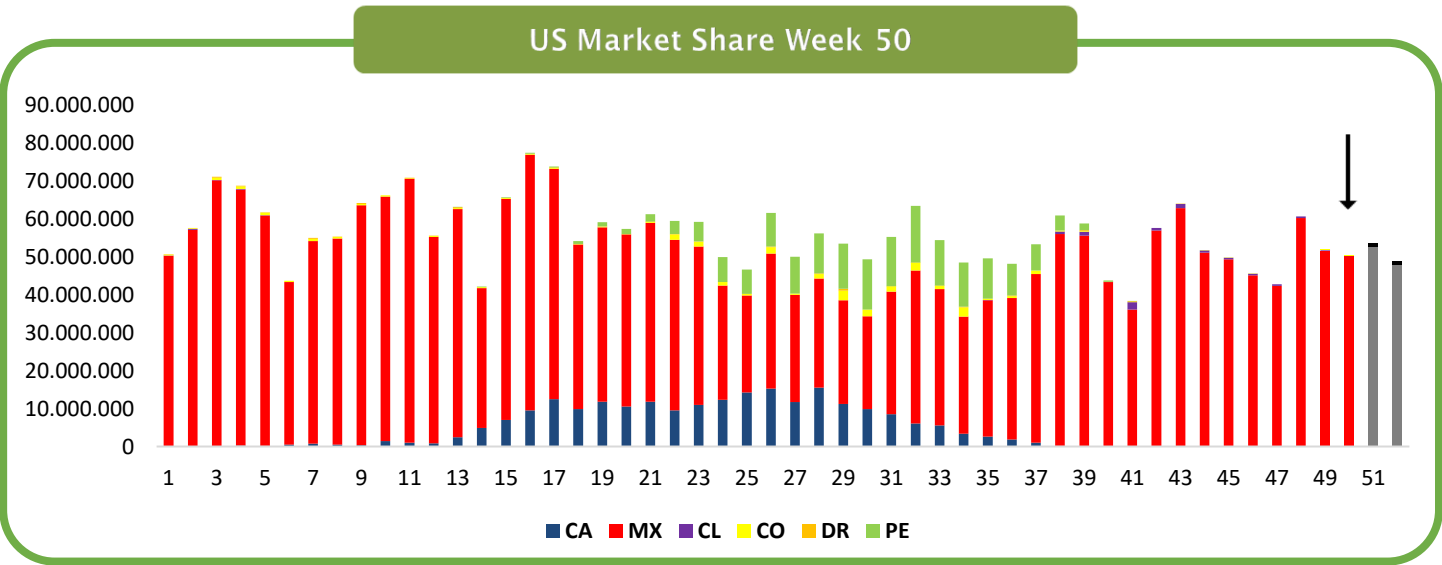
# AVOBOOK

CONNECTING THE GLOBAL AVOCADO MARKET

## AVOCADO MARKET : USA Pag 1

	Arrival Week	California	Mexico	Perú	Chile	Colombia	Dom Rep	Total Estimated Volume (Lb)
MAR	10	1.424.850	64.480.032	0	0	334.820	0	66.239.702
	11	1.015.807	69.489.679	0	0	95.662	220.000	70.821.148
	12	863.874	54.371.436	0	0	286.989	90.000	55.612.299
	13	2.417.313	60.142.538	94.815	0	239.157	260.000	63.153.823
	14	4.867.815	36.835.865	142.223	0	286.988	0	42.132.891
APR	15	7.032.154	58.201.534	182.627	0	286.988	0	65.703.303
	16	9.505.468	67.359.198	284.518	0	143.494	130.000	77.422.678
	17	12.432.701	60.794.652	237.113	0	286.989	40.000	73.791.455
	18	9.900.439	43.319.440	796.668	0	0	130.000	54.146.547
MAY	19	11.810.377	45.965.129	1.042.511	0	143.494	130.000	59.091.511
	20	10.572.446	45.355.356	1.359.207	0	47.831	0	57.334.840
	21	11.821.530	47.106.081	1.888.966	0	334.820	40.000	61.191.397
	22	9.541.482	44.923.165	3.460.981	0	1.434.943	100.000	59.460.571
JUN	23	10.934.561	41.765.804	5.173.968	0	1.291.448	40.000	59.205.781
	24	12.278.471	30.161.295	6.562.357	0	908.797	0	49.910.920
	25	14.239.754	25.521.974	6.411.025	0	460.000	0	46.632.753
	26	15.269.673	35.576.061	8.815.153	0	1.730.000	170.000	61.560.887
JUL	27	11.692.051	28.284.400	9.705.560	0	340.000	0	50.022.011
	28	15.539.883	28.741.114	10.514.172	0	1.180.000	170.000	56.145.169
	29	11.230.357	27.335.911	11.842.160	0	2.510.000	520.000	53.438.428
	30	9.845.532	24.473.276	13.294.978	0	1.750.000	0	49.363.786
	31	8.544.499	32.304.483	12.937.383	0	1.400.000	40.000	55.226.365
AUG	32	6.082.718	40.301.435	14.891.307	0	2.080.000	40.000	63.395.460
	33	5.535.384	35.944.697	11.951.704	0	920.000	40.000	54.391.785
	34	3.353.256	30.864.713	11.614.233	0	2.450.000	170.000	48.452.202
	35	2.615.314	35.921.926	10.633.625	94.816	340.000	0	49.605.681
SEPT	36	1.816.711	37.307.358	8.330.292	0	510.000	170.000	48.134.361
	37	1.000.047	44.460.178	6.895.394	0	930.000	0	53.285.619
	38	191.707	55.777.603	3.973.193	660.000	270.000	0	60.872.503
	39	3.700	55.579.772	1.726.976	1.000.374	190.000	260.000	58.760.822
OCT	40	0	43.333.731	337.272	50.000	40.000	0	43.761.003
	41	0	36.100.039	87.812	1.910.000	0	310.000	38.407.851
	42	0	56.946.420	0	692.919	0	0	57.639.339
	43	0	62.867.867	0	1.016.875	0	40.000	63.924.742
	44	0	51.114.949	0	540.822	50.000	0	51.705.771
NOV	45	0	49.304.117	0	410.977	50.000	0	49.765.094
	46	0	45.090.749	0	410.068	100.000	0	45.600.817
	47	0	42.295.209	0	450.000	0	0	42.745.209
	48	0	60.206.085	0	450.000	0	0	60.656.085
	49	0	51.646.134	0	188.166	130.000	0	51.964.300
DEC	50	0	50.141.703	0	46.191	40.000	0	50.227.894
	51	0	52.500.000	0	0	950.000	0	53.450.000
	52	0	48.000.000	0	0	950.000	0	48.950.000
JAN	1	0	68.000.000	0	0	500.000	0	68.500.000
	2	0	82.000.000	0	0	500.000	0	82.500.000
	3	0	78.500.000	0	0	500.000	0	79.000.000
	4	0	74.500.000	0	0	500.000	0	75.000.000
	5	0	52.000.000	0	0	500.000	0	52.500.000
FEB	6	0	49.000.000	0	0	500.000	0	49.500.000
	7	0	56.500.000	0	0	500.000	0	57.000.000
	8	0	58.000.000	0	0	500.000	0	58.500.000

**Legend** Green For numbers below the 25th percentile in the country's dataset since 2019  
 Red For numbers above the 75th percentile in the country's dataset since 2019



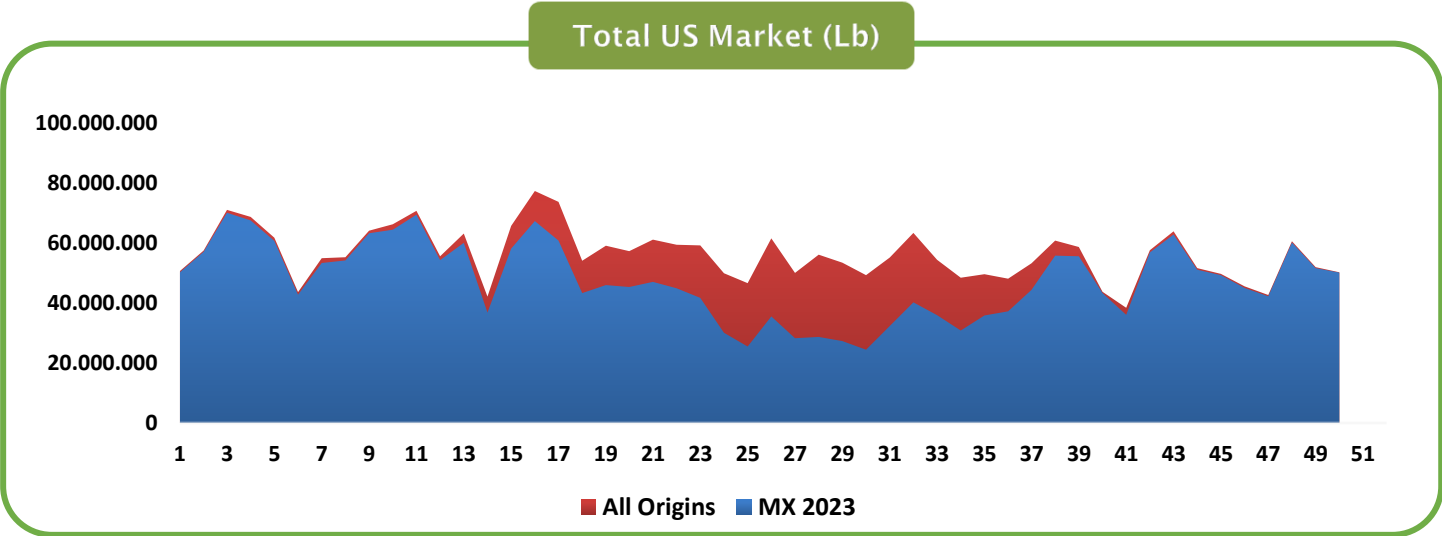
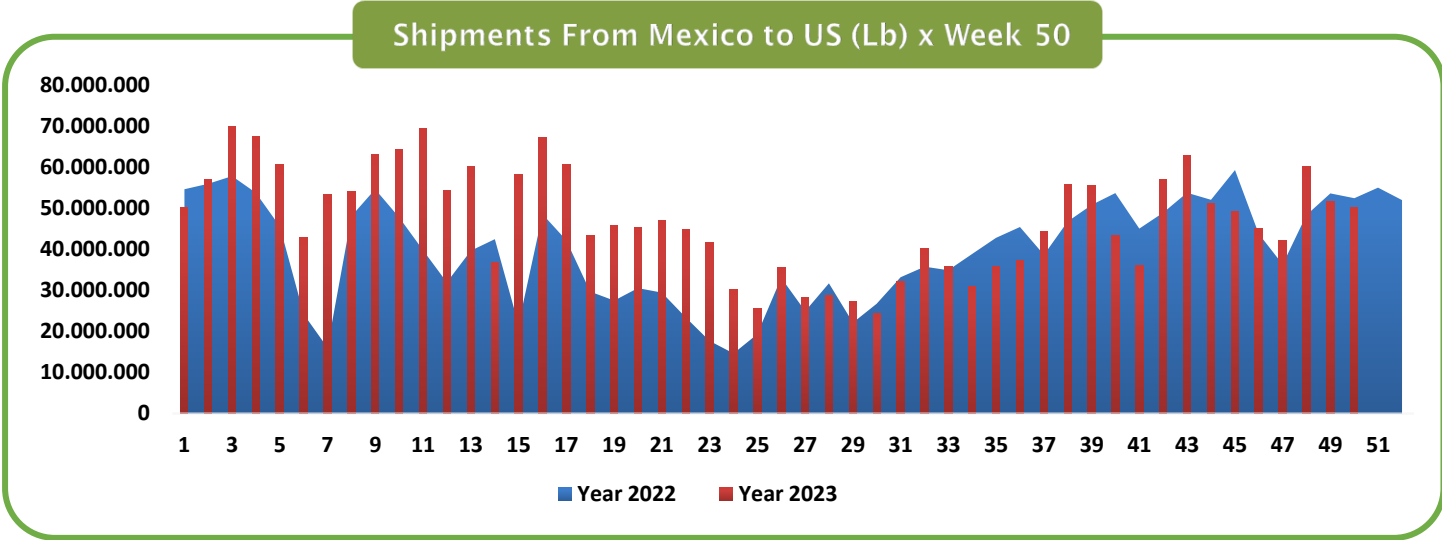


**QUALITY STUDIO**  
service is our business

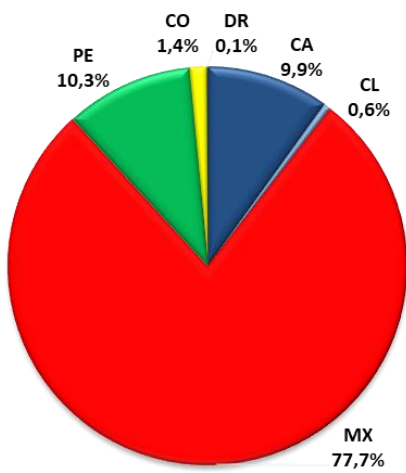


**Bring quality and transparency  
to your supply chain.**

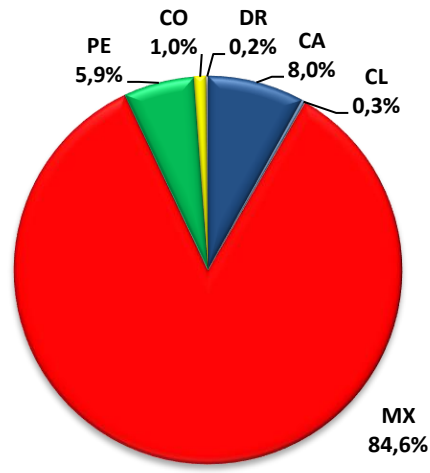
## AVOCADO MARKET : USA Pag 2



USA 2022 (Week 1 - 52)



USA 2023 (Week 1 - 50)



### Protecting Exporters in Europe

3PL | Quality Control | Insurance | Representation

[Learn more](#)

# AVOBOOK

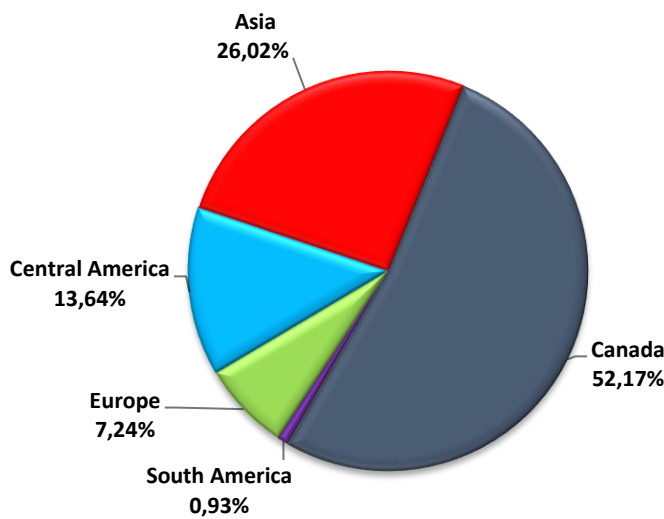
CONNECTING THE GLOBAL AVOCADO MARKET

## AVOCADO MARKET : MEXICO TO USA Pag 3

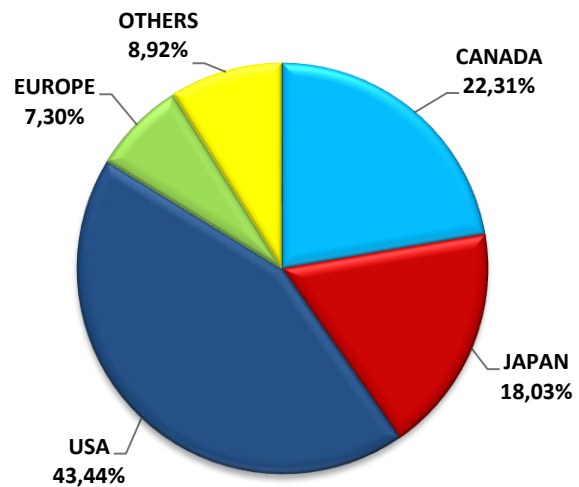
Description	Michoacán		Jalisco	
	Harvest	Shipment	Harvest	Shipment
Projection 2023-2024	1.190.932	1.024.202	133.073	101.668
YTD Week 50	460.494	408.353	70.192	57.227
Balance	730.438	615.849	62.881	44.441
AVG weekly balance	26.087	21.995	2.246	1.587
Weeks passed		24		24
Weeks remaining		28		28

Source: APEAM

Michoacan Other Markets (Week 1-50)



Jalisco All Markets (Week 1-50)



# AVOBOOK

CONNECTING THE GLOBAL AVOCADO MARKET

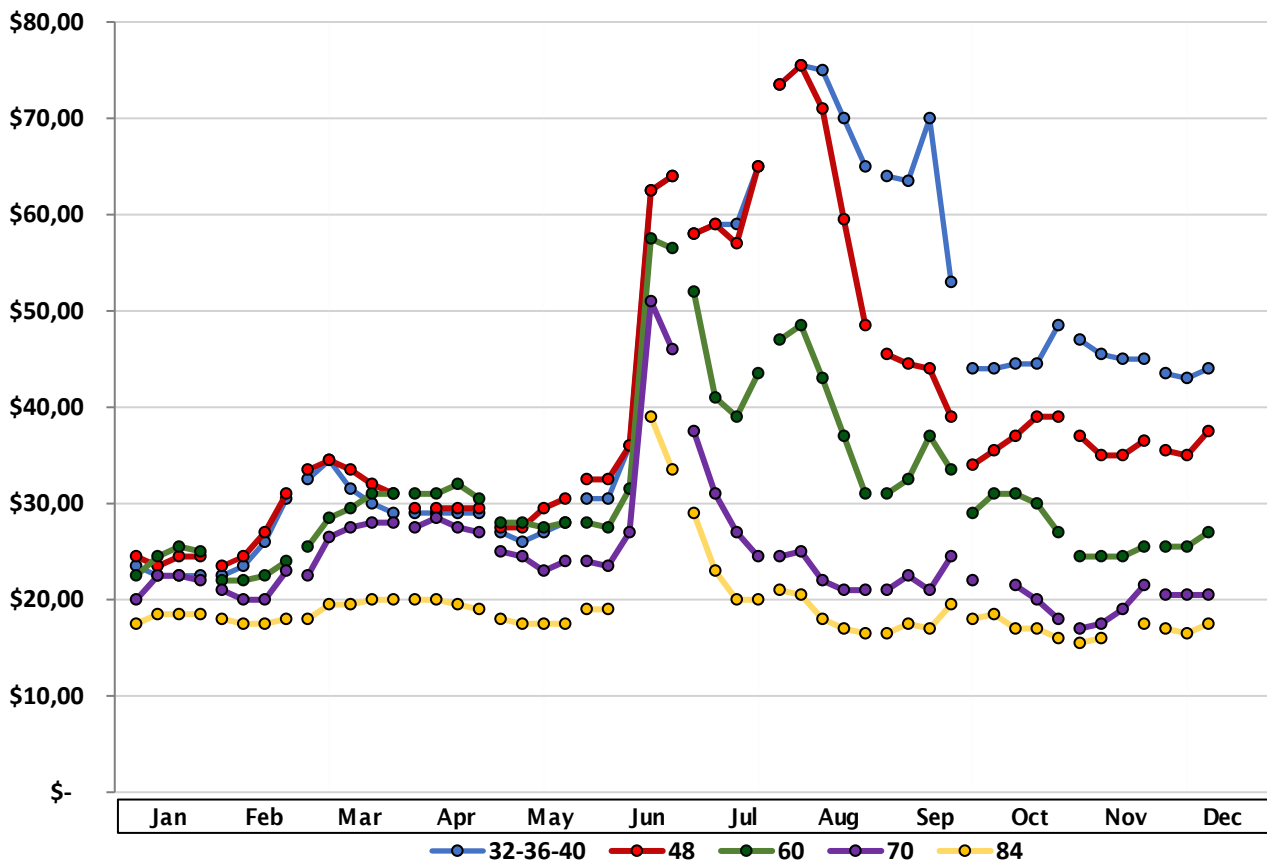
## AVOCADO MARKET : USA Pag 4

Inventories of Hass Avocados in the US, registered on Thursday of each week  
 Considered #1, #2, Conventional & Organic

Week	Dominican Rep	California	Mexico	Perú	Chile	Colombia	Total Inventory	Fri-Thu			
								Total Sales	Sales last Year	% Variance	
SEP	36	356.400	4.105.200	35.510.200	10.456.600	0	910.800	51.339.200	39.309.600	42.180.600	-6,8
	37	336.600	2.666.400	38.854.200	8.606.400	264.000	517.000	51.244.600	46.618.000	46.024.000	1,3
	38	349.800	1.155.000	46.160.400	6.670.400	794.200	239.800	55.369.600	44.332.200	46.472.800	-4,6
	39	330.000	327.800	49.462.600	3.773.000	1.515.800	138.600	55.547.800	46.813.800	44.638.000	4,9
OCT	40	385.000	44.000	52.300.600	1.577.400	1.823.800	28.600	56.159.400	44.583.000	43.436.800	2,6
	41	715.000	8.800	41.808.800	701.800	1.746.800	63.800	45.045.000	44.187.000	45.122.000	-2,1
	42	589.600	4.400	43.608.400	169.400	1.493.800	70.400	45.936.000	44.299.200	47.018.400	-5,8
	43	629.200	4.400	49.761.800	70.400	1.504.800	92.400	52.063.000	41.056.400	43.914.200	-6,5
	44	662.200	2.200	53.259.800	26.400	1.652.200	26.400	55.629.200	43.124.400	41.775.800	3,2
NOV	45	594.000	2.200	56.612.600	26.400	1.414.600	44.000	58.693.800	42.028.800	41.507.400	1,3
	46	660.000	0	51.946.400	26.400	910.800	0	53.543.600	44.501.600	44.772.200	-0,6
	47	655.600	0	50.256.800	26.400	576.400	0	51.515.200	36.583.800	36.436.400	0,4
	48	992.200	334.400	54.813.000	0	305.800	334.400	56.779.800	43.502.800	44.006.600	-1,1
DEC	49	697.400	0	55.972.400	0	48.400	633.600	57.351.800	45.566.400	45.768.800	-0,4
	50	803.000	0	53.231.200	0	35.200	1.210.000	55.279.400	44.149.600	44.437.800	-0,6
	51										
52											

**Legend** Green For numbers below the 25th percentile in the country's dataset since 2019  
 Red For numbers above the 75th percentile in the country's dataset since 2019

Weekly Price USD per Size box 25Lb (Mexican Hass in TX)



# AVOBOOK

CONNECTING THE GLOBAL AVOCADO MARKET

## AVOCADO MARKET : EUROPE

### CONTAINERS ARRIVED BY ORIGIN

	Week of Sales	Peru	Colombia	Mexico	Morocco	South Africa	Chile	Brazil	Kenya	Spain	Israel	Total Estimated
FEB	6	5	141	51	24		31			140	134	527
	7	21	199	46	37		27			138	89	557
	8	36	225	51	24		30			128	119	613
	9	66	243	29	24		19			124	139	645
MAR	10	93	228	68	41	2	13	2		135	132	714
	11	149	187	23	41	44	11	5		150	135	745
	12	202	175	48	24	59	13	22	10	154	108	815
	13	190	138	17	16	34		28	20	80	91	614
APR	14	239	119	10	16	109		34	20	70	84	702
	15	291	87	27	16	178		41	38	40	50	769
	16	465	55	19	14	201		59	22	30	8	873
MAY	17	528	38	25		196		47	85	30		949
	18	466	26	13		169		66	61	30		831
	19	541	36	5		138		60	48	20		848
	20	724	19	6		80		54	36	10		929
	21	729	26	3		86		56	55	10		965
	22	744	30	4		35		53	24			890
JUN	23	734	18	3		132		57	30			974
	24	707	30	2		25		39	73			876
	25	627	28	0		96		33	73			857
	26	573	38	0		53		12	85			761
	27	556	30	1		47		7	91			732
JUL	28	580	37			8		8	115			748
	29	606	9			52		7	125			799
	30	615	57			41		8	125			846
	31	679	36			47		8	125			895
	32	732	43			57		11	151			994
AUG	33	741	48			34		6	133			961
	34	575	25			25		7	69			701
	35	691	14			32	2	5	173			916
	36	552	17			11	0	4	127			711
SEP	37	457	14	5		28	6	2	109			621
	38	372	16	3		68	17	1	79			556
	39	209	17	16		57	20	1	28			349
OCT	40	127	19	17		64	83	1				311
	41	86	47	27		37	111	1			31	340
	42	46	54	40		56	192				42	430
	43	25	72	54		7	229			15	58	460
	44	9	79	61	10	116	321			20	75	691
NOV	45	5	91	81	15	3	324			30	88	637
	46	2	121	38	40	34	302			40	101	678
	47	3	113	32	80	8	278			40	103	657
	48	0	113	29	80	36	200			50	71	579
DEC	49	1	114	25	80	21	166			60	94	561
	50	4	100	12	82	4	155			67	111	535
	51		87	11	98	3	119			102	134	554
JAN	52		95	14	103		103			64	135	514
	1		103	13	80		86			70	100	452
	2		124	30	80		60			80	120	494
	3		121	30	80		40			80	120	471
	4	5	150	30	80		40			80	120	505
	5	5	200	30	80		30			80	120	545



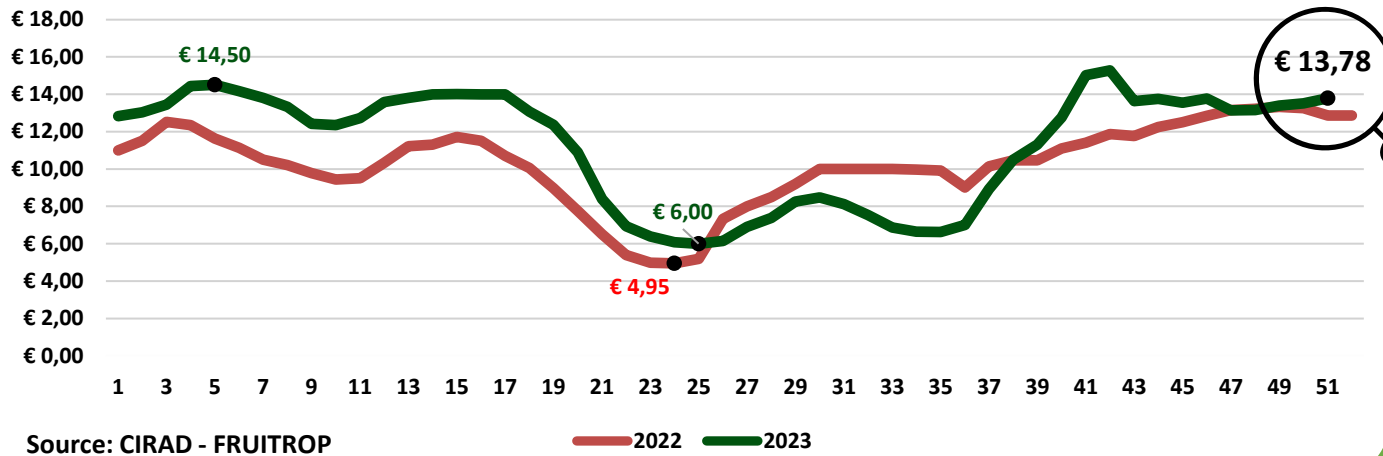
**QUALITY STUDIO**  
 service is our business



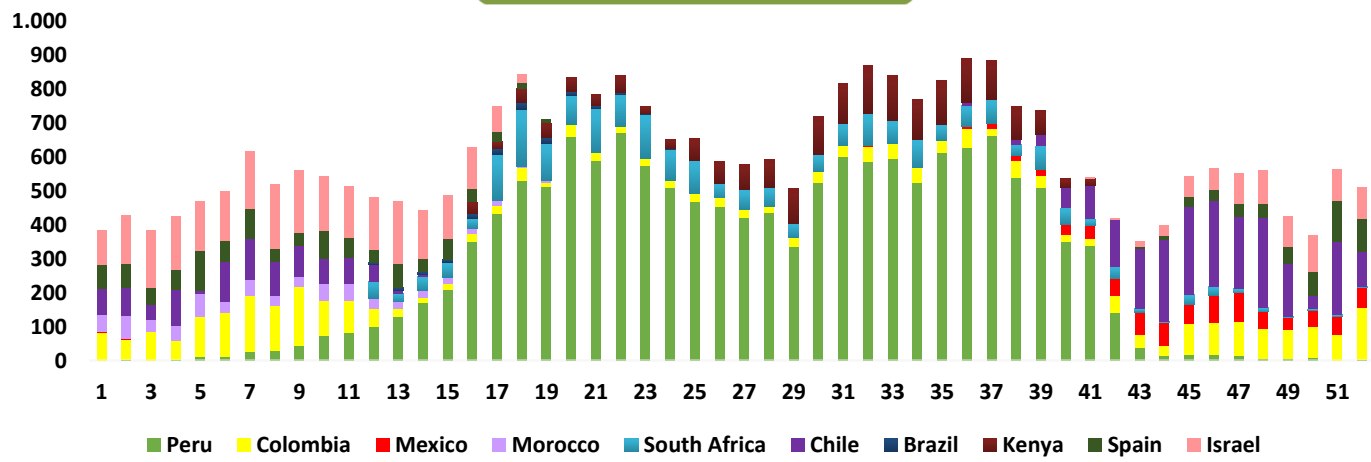
Bring quality and transparency  
 to your supply chain.

## AVOCADO MARKET : EUROPE

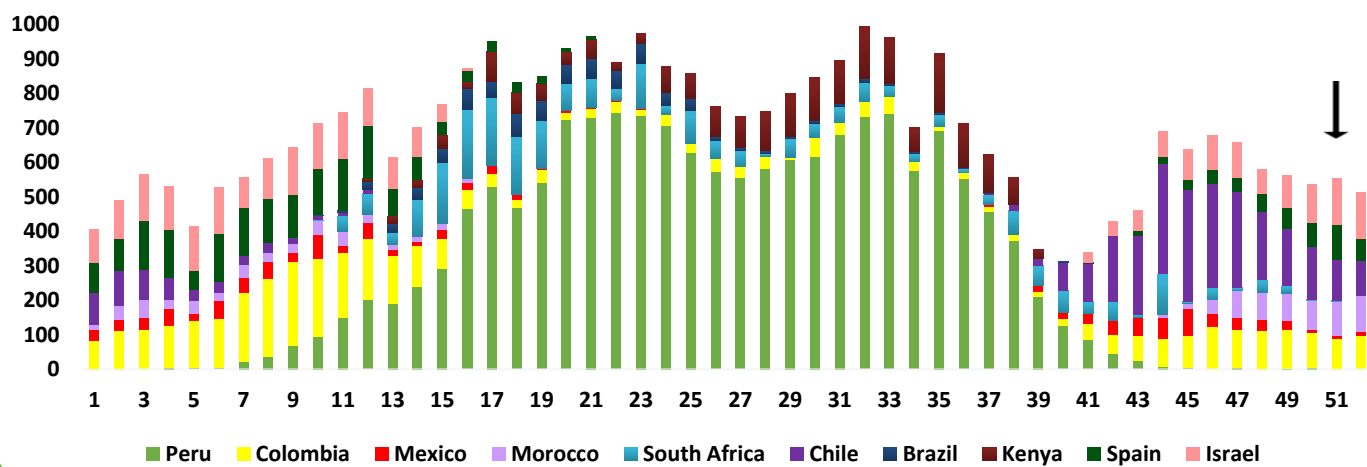
Ponderated Market Price (EUR) X 4KG BOX #18



2022 Europe Hass Supply



2023 Europe Hass Supply



**Protecting Exporters in Europe**

3PL | Quality Control | Insurance | Representation

[Learn more](#)



# AVOBOOK

CONNECTING THE GLOBAL AVOCADO MARKET

## AVOCADO MARKET : CHINA

### CONTAINERS ARRIVED BY ORIGIN

Week of Sales	Peru	Mexico	Chile	Colombia	Kenya	Philippines	New Zeland	Total Estimated Volume
6	9	11	8					28
7	20	12	8					40
8	17	13	9					39
9	22	10	7					39
10	39	7						46
11	40	6	7	1				54
12	50	6	2	1				59
13	58	2						60
14	53							53
15	36							36
16	39							39
17	51							51
18	83							83
19	90							90
20	130							130
21	138							138
22	138				3			141
23	144				3			147
24	92				3			95
25	101				3			104
26	82				3			85
27	77				1			78
28	59							59
29	83							83
30	99							99
31	80				3			83
32	79							79
33	100				1	2		103
34	80							80
35	58							58
36	46							46
37	26							26
38	15		5					20
39	8		9					17
40	2		17					19
41	7		22				1	29
42			19					19
43	5	1	25					31
44	3		32					35
45	1	1	10					12
46	1		37					38
47		4	22					26
48	3	2	6					11
49	3	3	37					43
50	2	4	17					23
51		2	22					24
52		3	22					25
1		4	12					16
2		1	10					11
3			9					9
4								0
5								0



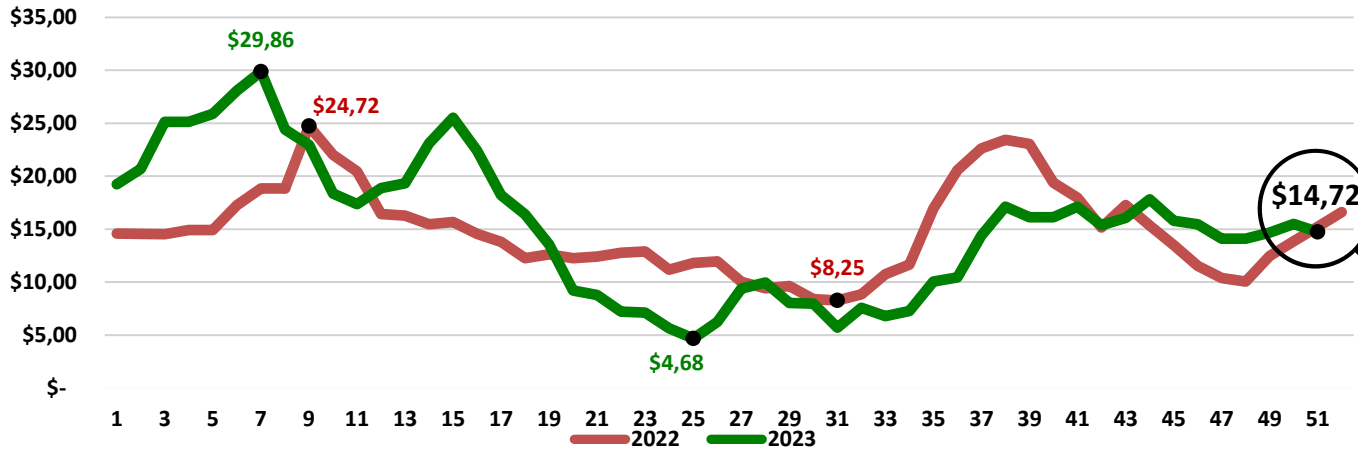


# AVOBOOK

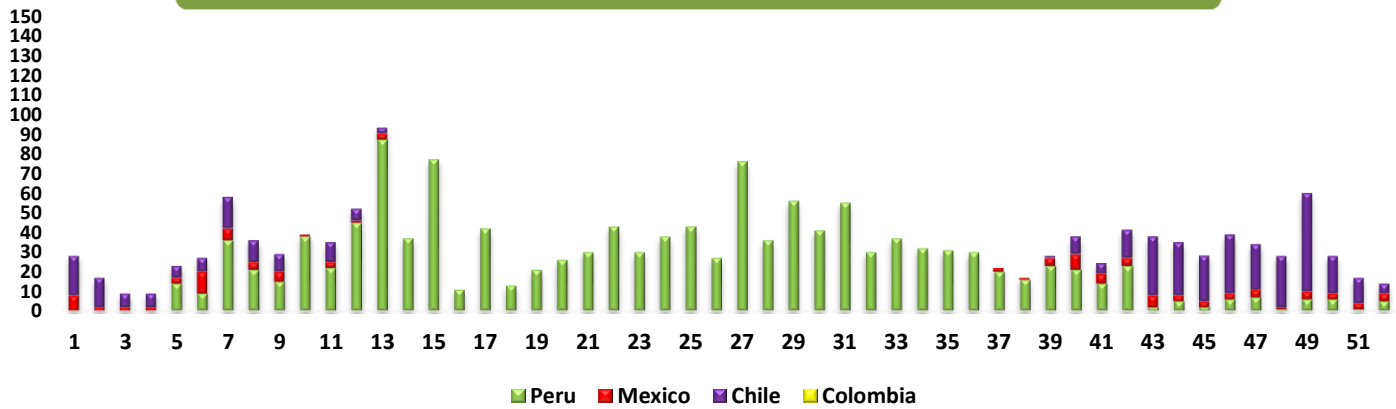
CONNECTING THE GLOBAL AVOCADO MARKET

## AVOCADO MARKET : CHINA

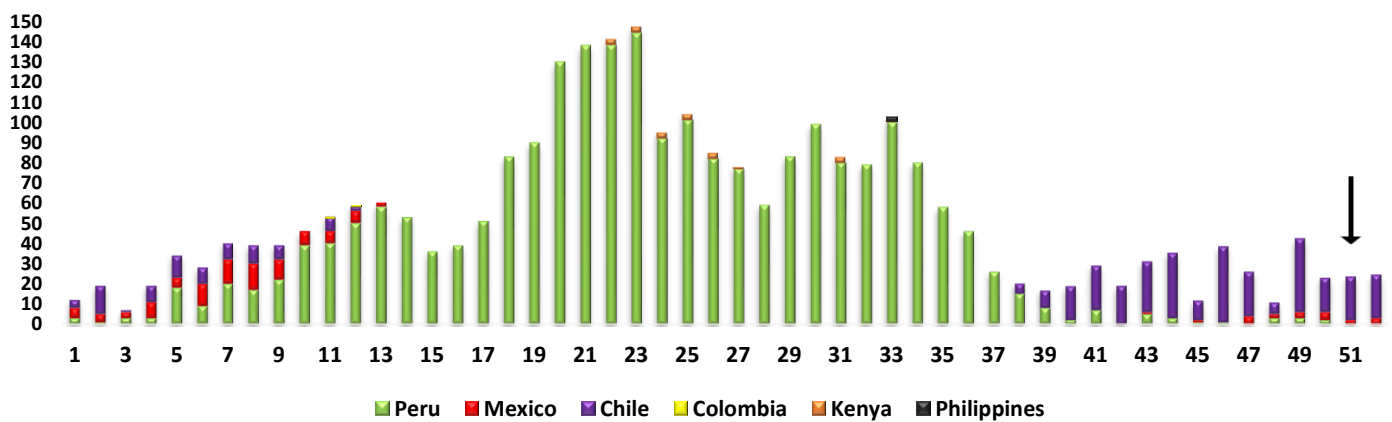
USD x 4 Kg box #18-20-22-24



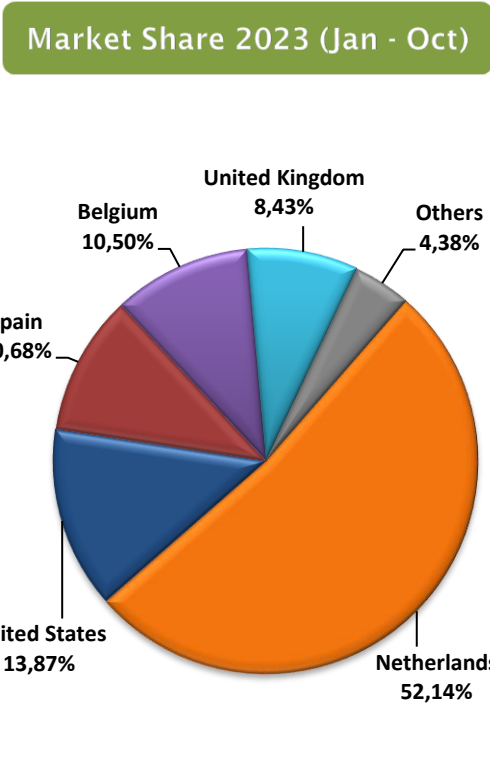
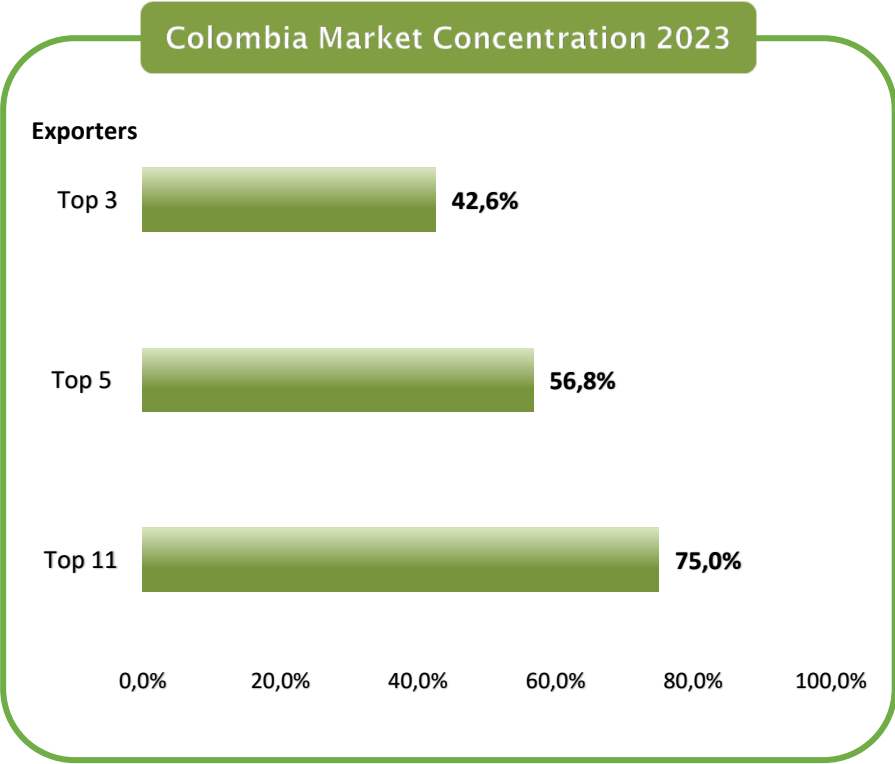
HASS AVOCADO ARRIVAL IN CHINA WEEKLY 2022 (CONTAINERS)



HASS AVOCADO ARRIVAL IN CHINA WEEKLY 2023 (CONTAINERS)



## COLOMBIA: EXPORTS Pag 9





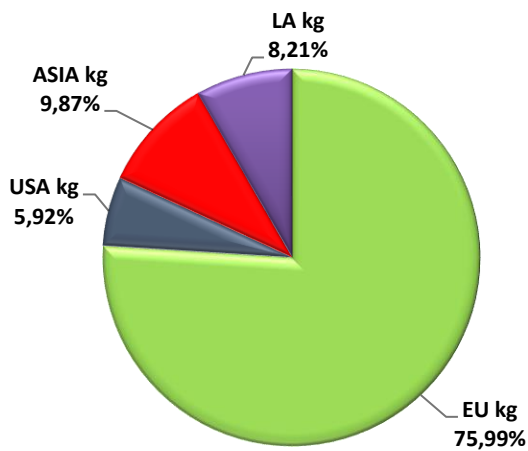
**QUALITY STUDIO**  
service is our business



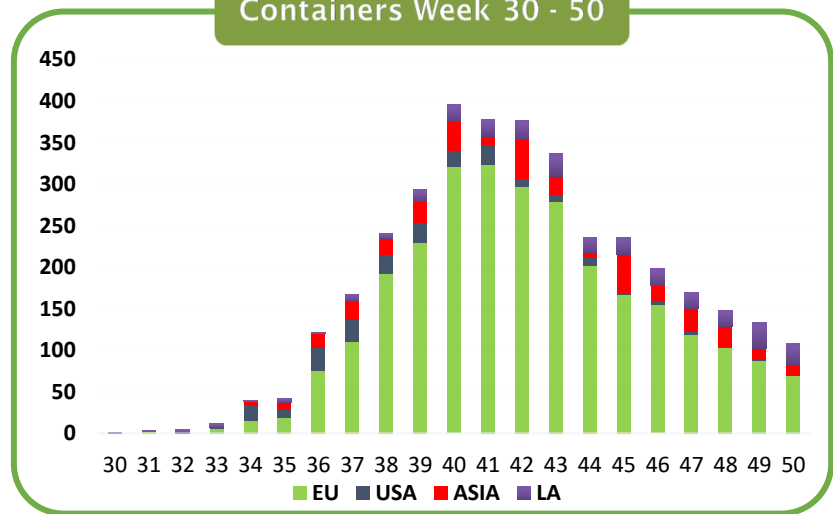
Bring quality and transparency to your supply chain.

## CHILE: EXPORTS Pag 10

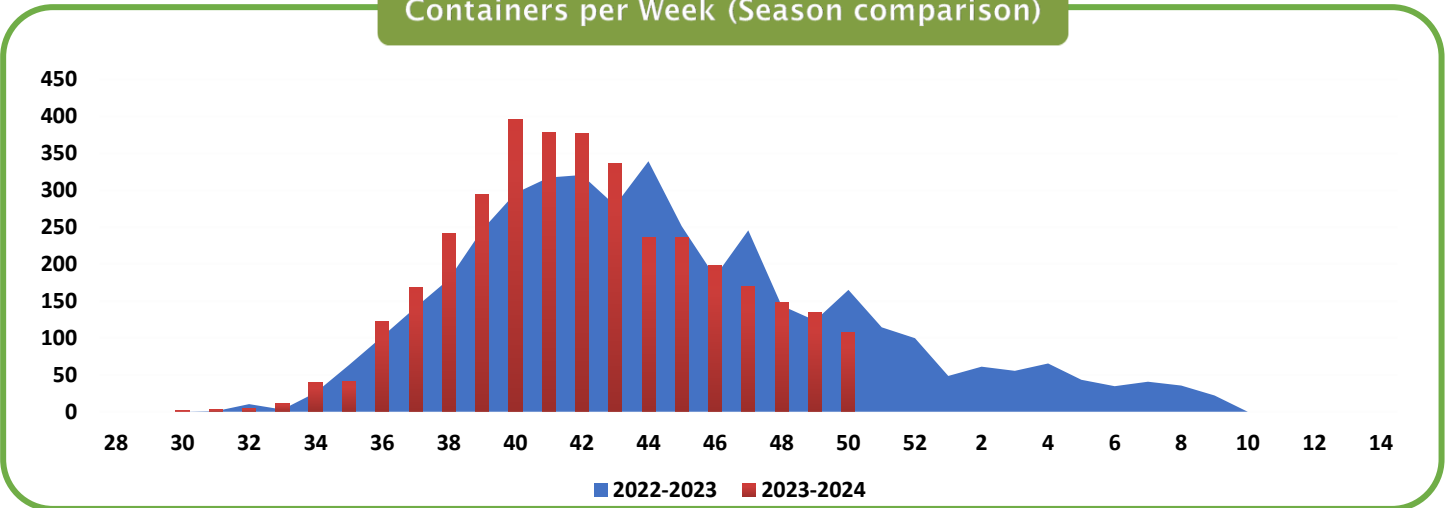
Market Share Week 30 - 50



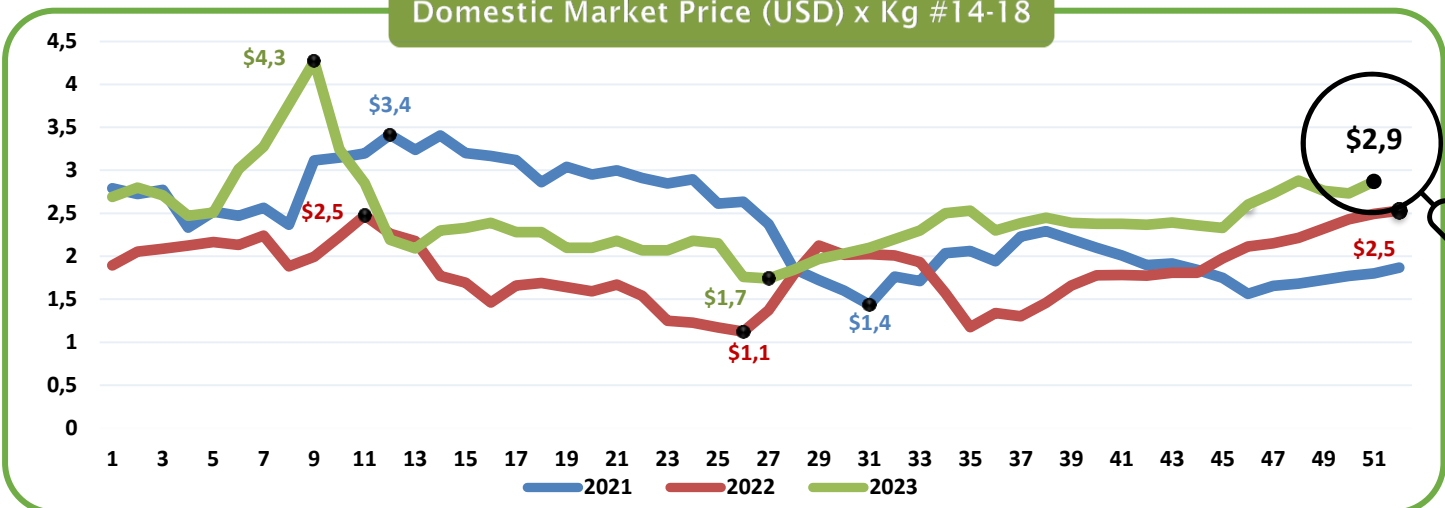
Containers Week 30 - 50



Containers per Week (Season comparison)



Domestic Market Price (USD) x Kg #14-18



**SAFTA**

**Protecting Exporters in Europe**

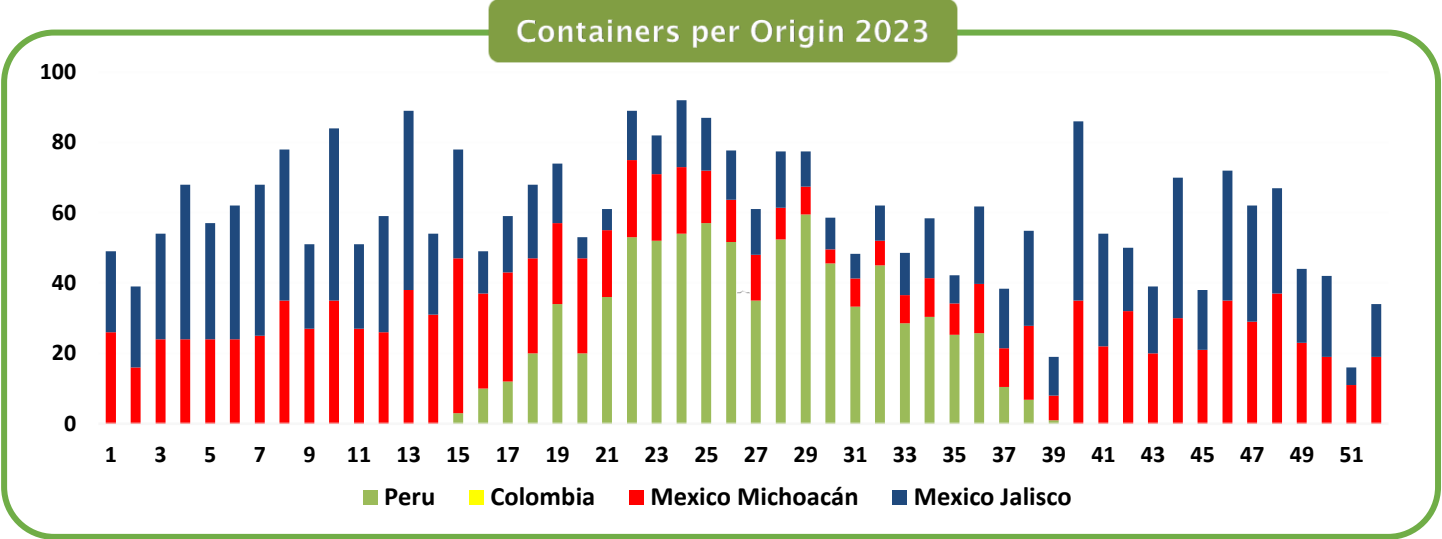
3PL | Quality Control | Insurance | Representation

[Learn more](#)

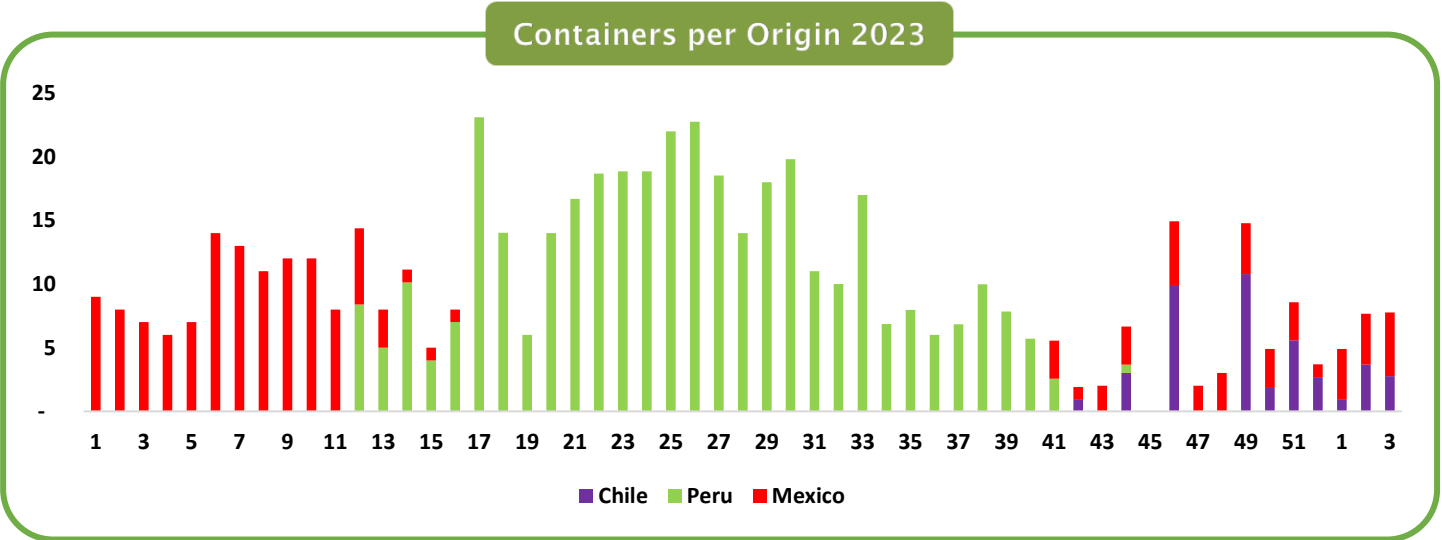
# AVOBOOK

CONNECTING THE GLOBAL AVOCADO MARKET

## JAPAN: MARKET Pag 11



## KOREA: MARKET



## CANADA: MARKET

