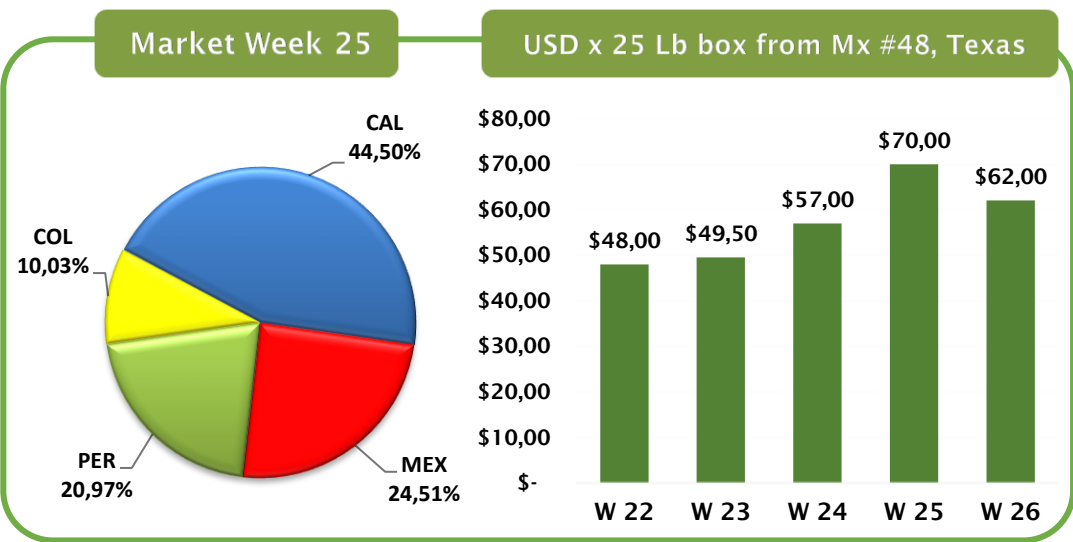


SUMMARY Week 26, 2024

USA

	Week	Lbs
May	18	56.356.468
	19	58.985.271
	20	53.884.113
	21	55.063.318
	22	52.085.517
Jun	23	58.095.332
	24	54.625.573
	25	42.987.897
	26	

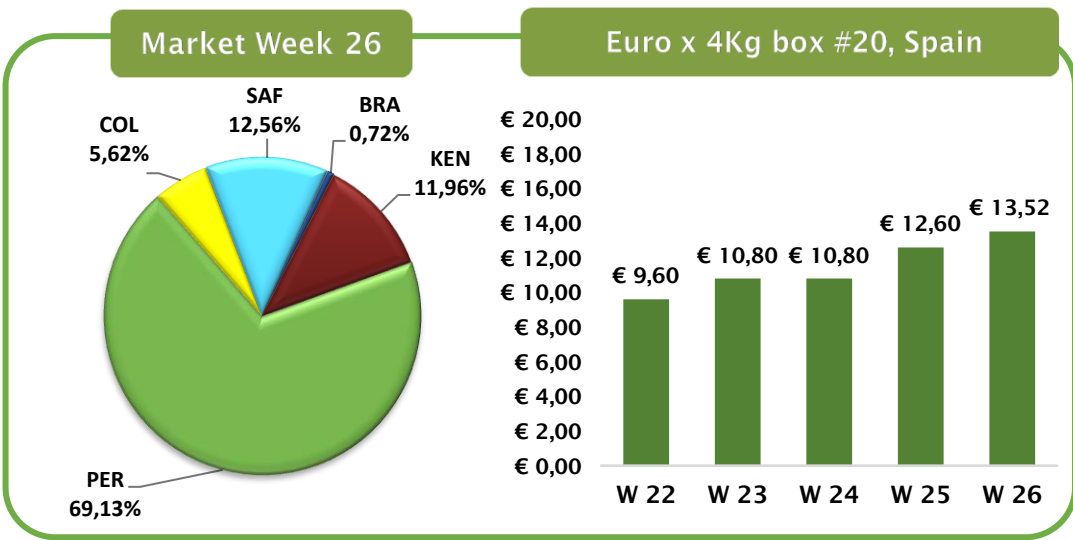
- Less than 55 MM
- Between 55 & 65 MM
- More than 65 MM



EUROPE

	Week	FCL
May	18	769
	19	875
	20	678
	21	910
	22	637
Jun	23	596
	24	647
	25	787
	26	836

- Less than 500 FCL
- Between 500 & 700 FCL
- More than 700 FCL

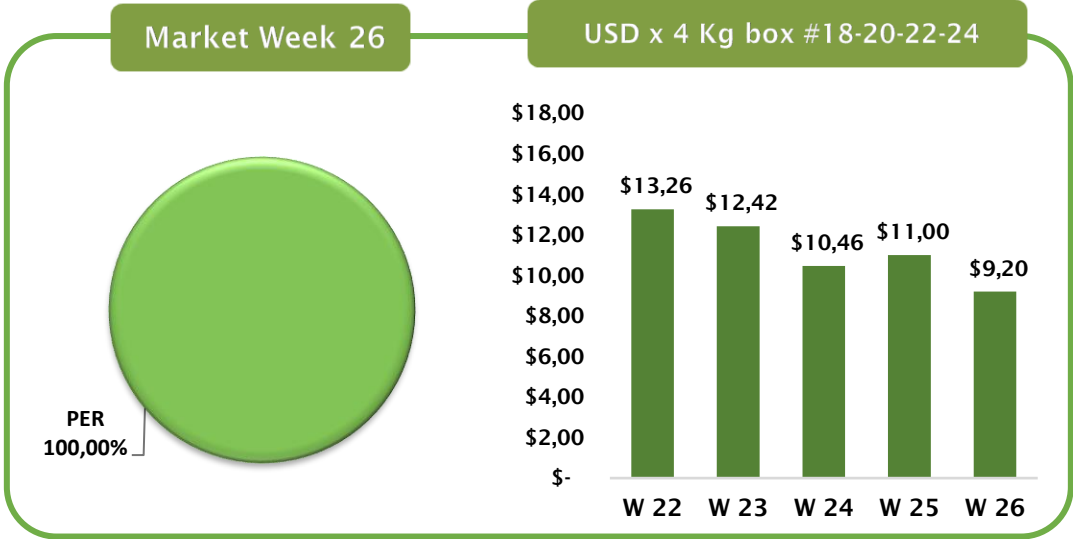


FCL: Fully Container Loaded

CHINA

	Week	FCL
May	18	61
	19	87
	20	72
	21	47
	22	47
June	23	61
	24	81
	25	55
	26	63

- Less than 40 FCL
- Between 40 & 60 FCL
- More than 60 FCL



FCL: Fully Container Loaded



EL PARQUE

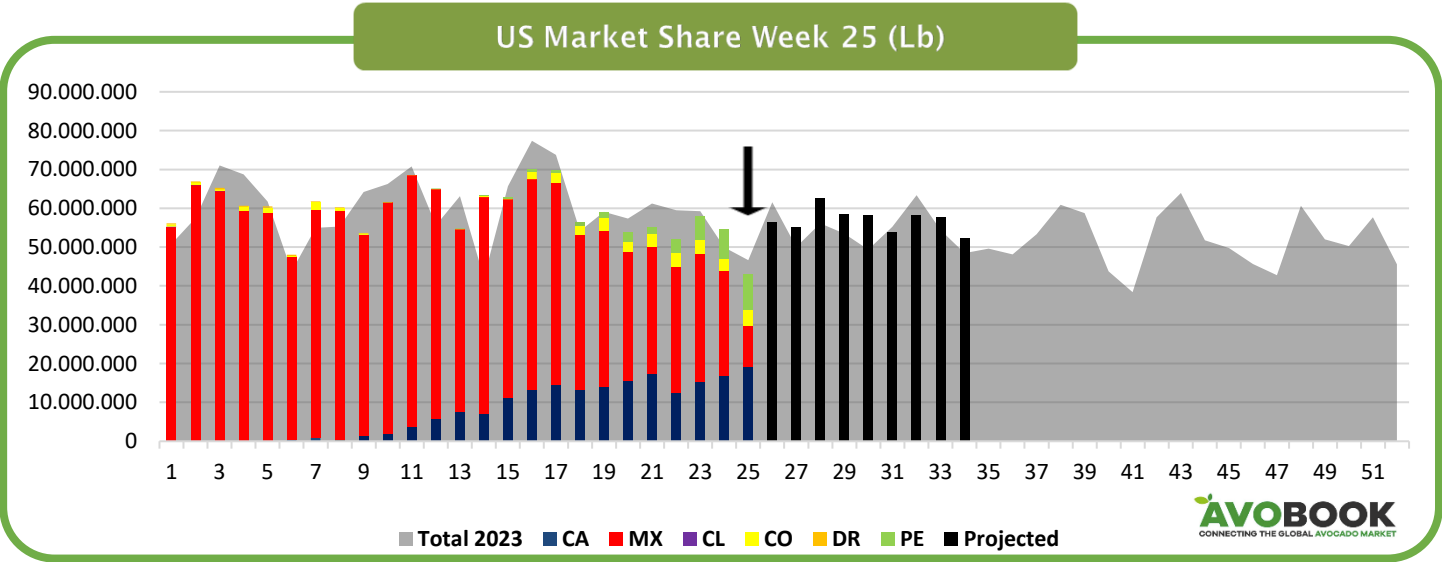
The best fruit year round

AVOCADO MARKET : USA Pag 1

Arrival Week	California	Mexico	Perú	Chile	Colombia	Dom Rep	Total Estimated Volume (Lb)
JAN 1	0	55.151.272	0	150.000	590.000	255.000	56.146.272
JAN 2	0	65.891.883	0	100.000	693.498	263.000	66.948.381
JAN 3	23.551	64.305.412	0	50.000	476.477	396.000	65.251.440
JAN 4	59.745	59.147.417	0	0	1.165.068	297.000	60.669.230
JAN 5	156.540	58.757.326	0	0	1.217.781	308.000	60.439.647
FEB 6	262.425	47.225.234	0	0	249.454	264.000	48.001.113
FEB 7	907.338	58.666.258	0	0	2.036.513	167.000	61.777.109
FEB 8	289.131	59.144.513	0	0	716.516	132.000	60.282.160
MAR 9	1.327.020	51.852.020	0	0	346.200	87.000	53.612.240
MAR 10	1.859.143	59.488.565	50.000	0	52.594	40.000	61.490.302
MAR 11	3.776.984	64.684.732	0	0	0	40.000	68.501.716
MAR 12	5.685.112	59.186.350	140.000	0	0	80.000	65.091.462
APR 13	7.663.572	46.855.004	142.735	0	108.026	0	54.769.337
APR 14	7.086.912	55.770.978	238.063	0	462.035	0	63.557.988
APR 15	11.245.154	51.010.606	331.857	0	194.007	0	62.781.624
APR 16	13.312.927	54.195.460	616.306	0	2.037.068	0	70.161.761
APR 17	14.365.526	52.276.516	610.553	0	2.425.082	0	69.677.677
APR 18	13.238.426	40.051.151	932.819	0	2.134.072	0	56.356.468
MAY 19	14.048.666	40.017.800	1.426.687	0	3.492.118	0	58.985.271
MAY 20	15.494.565	33.398.482	2.468.981	0	2.522.085	0	53.884.113
MAY 21	17.535.877	32.486.978	1.742.352	0	3.298.111	0	55.063.318
MAY 22	12.488.684	32.391.756	3.567.454	0	3.637.623	0	52.085.517
MAY 23	15.242.930	33.010.907	6.155.371	0	3.686.124	0	58.095.332
MAY 24	16.849.650	27.080.444	7.494.371	0	3.201.108	0	54.625.573
MAY 25	19.127.552	10.535.474	9.014.871	0	4.310.000	0	42.987.897
JUL 26	10.500.000	31.250.000	12.000.000	0	2.750.000	0	56.500.000
JUL 27	9.000.000	29.500.000	13.500.000	0	3.150.000	0	55.150.000
JUL 28	10.250.000	36.000.000	13.250.000	0	3.000.000	0	62.500.000
JUL 29	9.000.000	32.750.000	14.250.000	0	2.500.000	0	58.500.000
JUL 30	8.750.000	32.000.000	15.000.000	0	2.500.000	0	58.250.000
JUL 31	5.000.000	32.000.000	14.500.000	0	2.250.000	0	53.750.000
AUG 32	5.000.000	37.000.000	14.250.000	0	1.900.000	0	58.150.000
AUG 33	4.500.000	38.500.000	13.250.000	0	1.500.000	0	57.750.000
AUG 34	3.750.000	38.000.000	9.500.000	0	1.000.000	0	52.250.000
AUG 35	1.500.000	42.000.000	6.250.000	0	1.000.000	0	50.750.000
SEP 36	1.500.000	43.000.000	5.000.000	0	500.000	0	50.000.000
SEP 37	800.000	45.750.000	4.000.000	0	250.000	0	50.800.000
SEP 38	750.000	51.500.000	2.500.000	0	50.000	0	54.800.000
SEP 39	500.000	52.750.000	1.750.000	0	100.000	0	55.100.000
SEP 40	60.000	51.250.000	1.500.000	0	200.000	0	53.010.000
OCT 41	900	49.250.000	200.000	0	300.000	0	49.750.900
OCT 42	1.100	57.500.000	0	0	300.000	0	57.801.100
OCT 43	0	59.000.000	0	0	350.000	0	59.350.000
OCT 44	0	45.750.000	0	0	350.000	0	46.100.000
NOV 45	0	57.250.000	0	0	400.000	0	57.650.000
NOV 46	0	50.500.000	0	0	400.000	0	50.900.000
NOV 47	0	43.000.000	0	0	350.000	0	43.350.000
NOV 48	0	50.250.000	0	0	450.000	0	50.700.000
DEC 49	0	51.250.000	0	0	500.000	0	51.750.000
DEC 50	0	54.250.000	0	0	500.000	0	54.750.000
DEC 51	0	58.000.000	0	0	500.000	0	58.500.000
DEC 52	0	48.500.000	0	0	500.000	0	49.000.000

Source: Hass Avocado Board

Legend Green For numbers below the 25th percentile in the country's dataset of 2023
 Red For numbers above the 75th percentile in the country's dataset of 2023
 Blue Volume projections

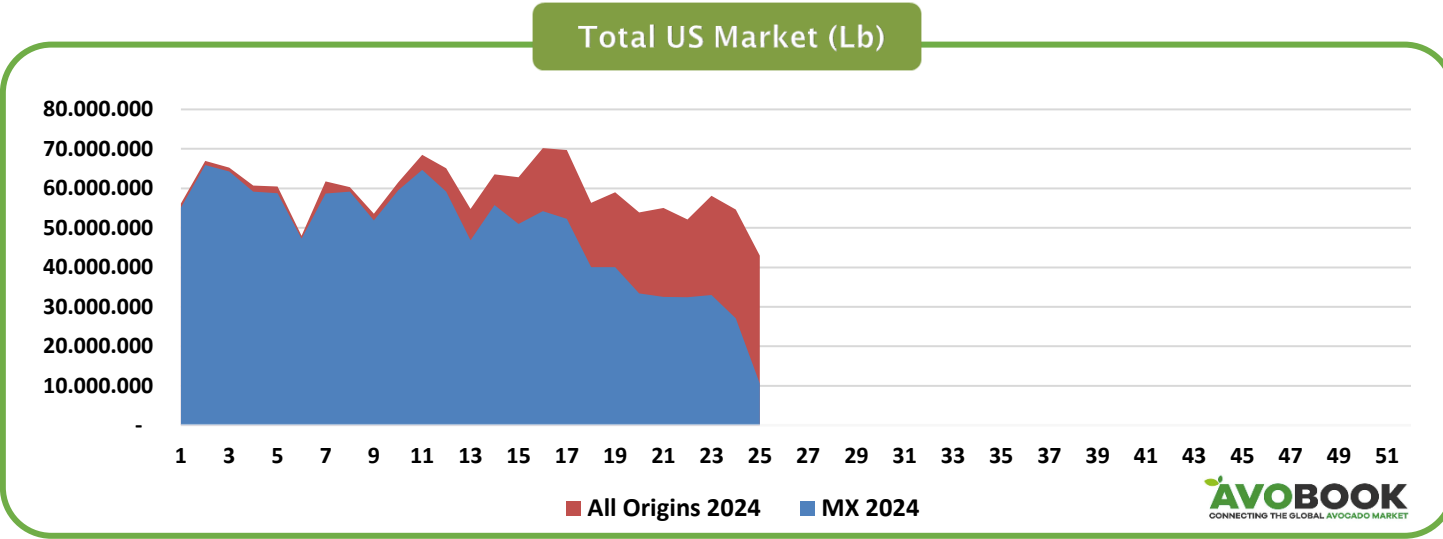
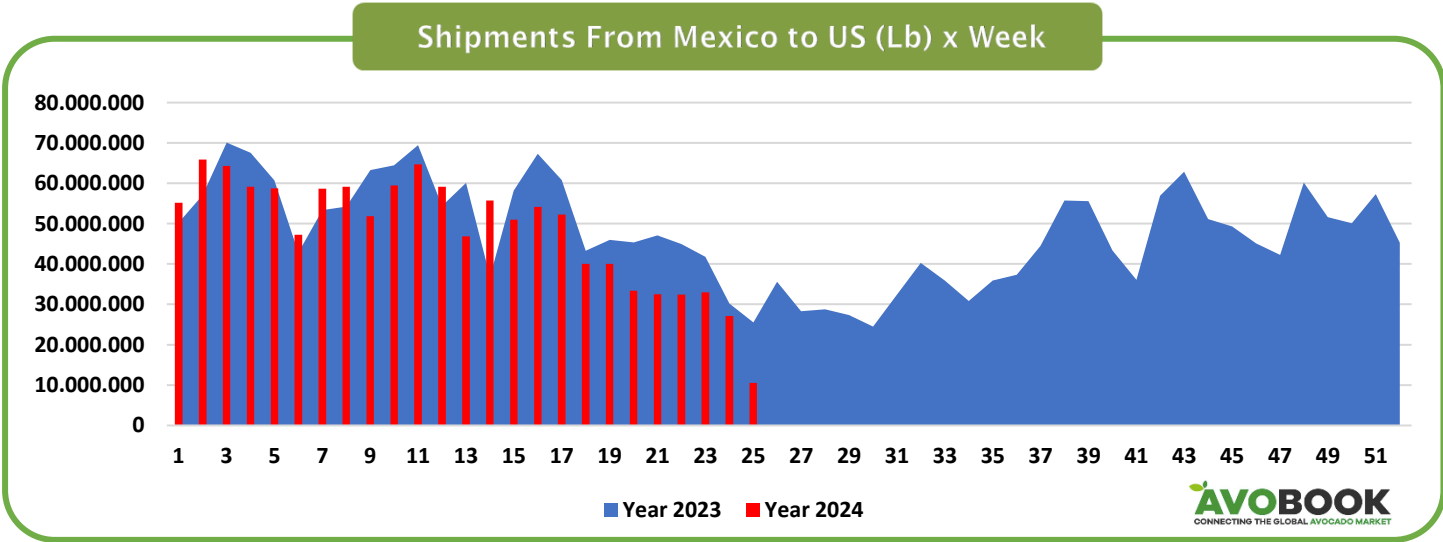


Protecting Exporters in Europe

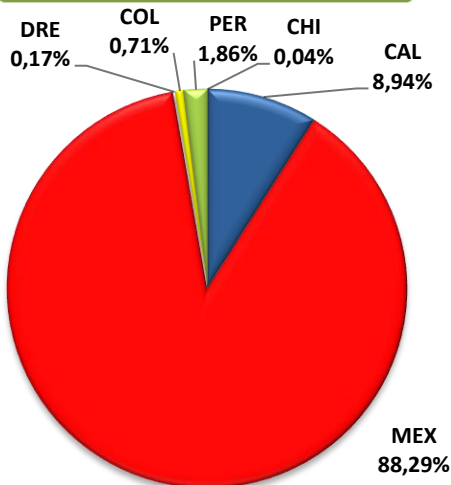
3PL | Quality Control | Insurance | Representation

[Learn more](#)

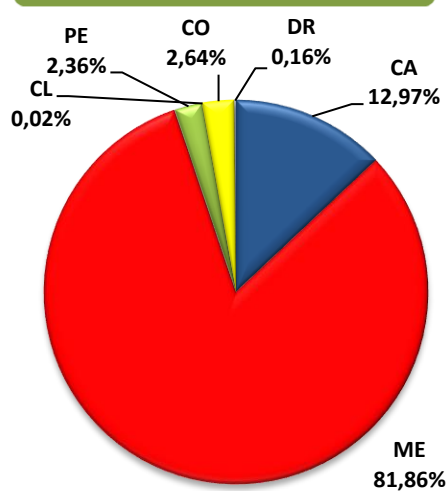
AVOCADO MARKET : USA Pag 2



USA 2023 (Week 1 - 25)



USA 2024 (Week 1 - 25)

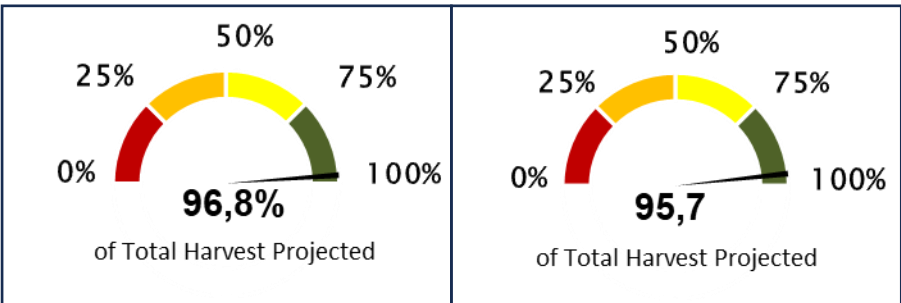


QUALITY STUDIO
service is our business

Bring quality and transparency to your supply chain.

AVOCADO MARKET : MEXICO TO USA Pag 3

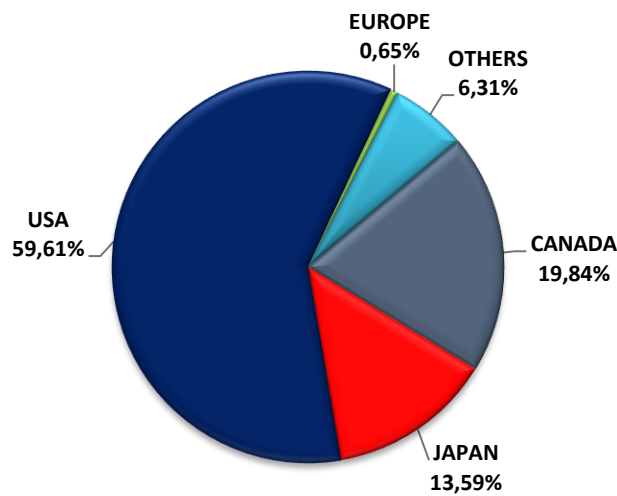
Description	Michoacán		Jalisco	
	Harvest	Shipment	Harvest	Shipment
Projection 2023-2024	1.159.227	996.935	131.978	103.260
YTD Week 25	1.121.725	964.363	126.239	98.489
Balance	37.502	32.572	5.739	4.771
AVG weekly balance	37.502	32.572	5.739	4.771
Weeks passed		51		51
Weeks remaining		1		1



Source: APEAM

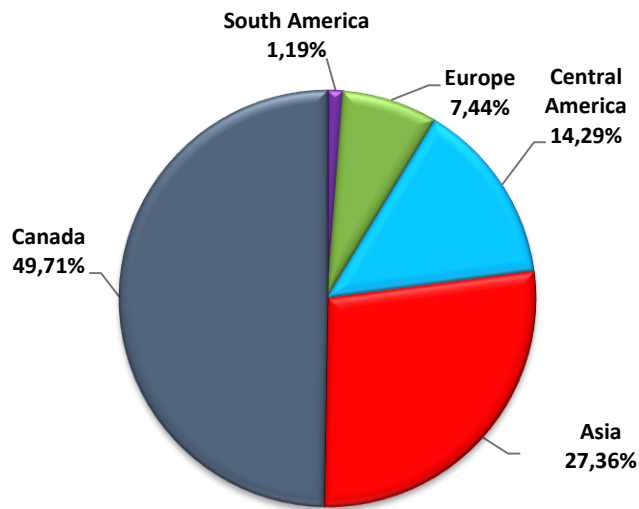
* Volumes in Tons

Jalisco All Markets (Week 1 - 25)

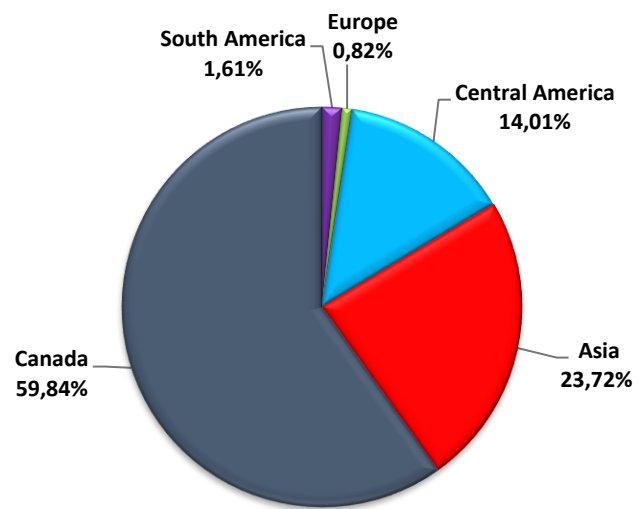


AVOCADO MARKET : MICHOACAN OTHER MARKETS Pag 4

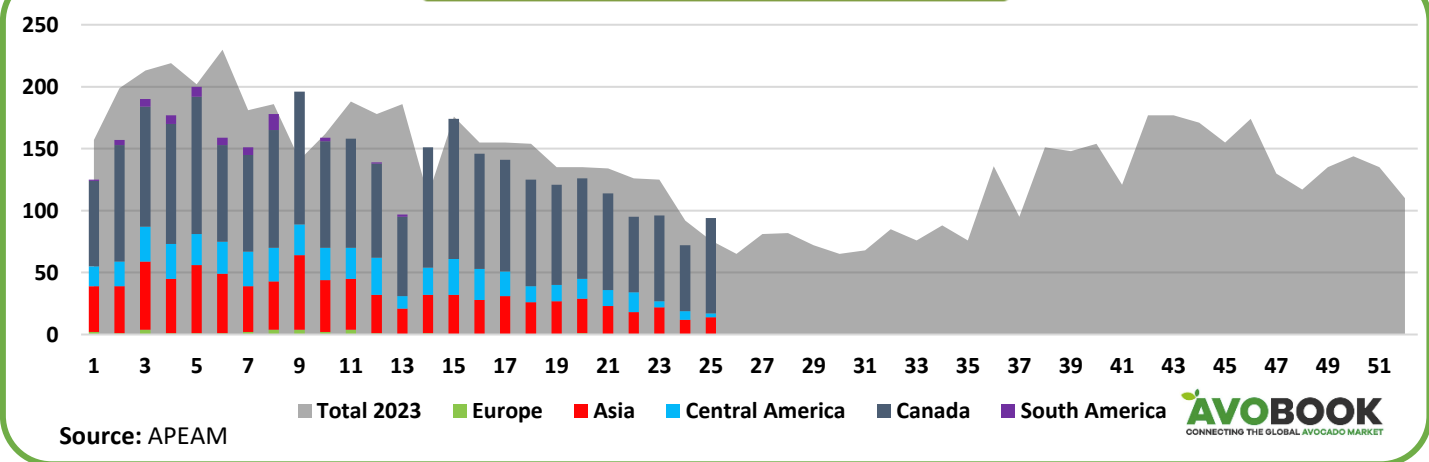
Michoacan Other Markets 2023 (Week 1-25)



Michoacan Other Markets 2024 (Week 1-25)



Weekly Containers (Other Markets)



Top Exporters Other Markets 2024 (Week 1-25)

Ranking	Exporter	Total Containers	Market Share
1	FRUTIVAL, S.A. DE C.V.	287	8.11%
2	AGUACATES JR, SA DE CV	278	7.85%
3	SAN TADEO Y SOCIOS S.P.R. DE R.L.	257	7.26%
4	COMERCIALIZADORA GLOBAL FRUT S. DE R.L. DE C.V.	226	6.38%
5	FRUTAS FINAS DE VALLES DE MICHOACAN, S.A. DE C.V.	212	5.99%
6	AVOCADOS TRANSPORT INTERNATIONAL, S.P.R. DE R.L. DE C.V.	211	5.96%
7	DISTRIBUIDORA AGRICOLA LA VIÑA, S.A. DE C.V.	186	5.25%
8	BEST PRODUCE S DE RL DE CV	169	4.77%
9	GRUPO AVOMEZA, S.A DE C.V.	135	3.81%
10	CALAVO DE MEXICO, S.A. DE C.V.	123	3.47%
Total		2084	58.85%

Protecting Exporters in Europe

3PL | Quality Control | Insurance | Representation

[Learn more](#)

AVOCADO MARKET : USA Pag 5


Inventories of Hass Avocados in the US, registered on Thursday of each week
Considered #1, #2, Conventional & Organic


Week	Dominican Rep	California	Mexico	Perú	Chile	Colombia	Total Inventory	Fri-Thu		
								Total Sales	Sales last Year	% Variance
M A R	10	103.400	1.944.800	48.875.200	0	462.000	51.385.400	53.413.800	55.943.800	-4,5
	11	72.600	3.405.600	49.530.800	143.000	162.800	53.314.800	53.939.600	54.093.600	-0,3
	12	24.200	5.288.800	49.042.400	235.400	48.400	54.639.200	51.009.200	53.152.000	-4,0
	13	4.400	6.406.400	53.215.800	206.800	13.200	59.846.600	52.408.400	52.764.800	-0,7
A P R	14	0	10.698.600	52.652.600	464.200	96.800	63.912.200	49.819.000	54.245.400	-8,2
	15	0	13.890.800	48.677.200	862.400	431.200	63.861.600	54.498.400	56.900.800	-4,2
	16	0	16.198.600	47.553.000	939.400	0	1.331.000	66.022.000	56.632.400	-8,9
	17	0	18.328.200	48.637.600	1.012.000	0	1.540.000	69.517.800	59.056.800	-11,1
M A Y	18	0	19.758.200	45.639.000	1.119.800	0	2.127.400	68.644.400	52.498.600	-7,7
	19	0	21.654.600	43.474.200	1.746.800	0	3.955.600	70.831.200	48.571.600	-8,8
	20	22.000	24.057.000	37.129.400	1.801.800	0	4.686.000	67.696.200	53.209.200	0,8
	21	13.200	25.645.400	31.138.800	1.720.400	0	5.577.000	64.094.800	54.733.800	-6,9
J U N	22	11.000	24.706.000	27.361.400	3.498.000	0	4.996.200	60.572.600	46.741.200	-3,0
	23	0	22.030.800	25.245.000	5.370.200	0	5.880.600	58.526.600	53.090.400	1,1
	24	0	22.006.600	22.334.400	6.116.000	0	5.627.600	56.084.600	52.769.200	7,4
	25	72.600	22.970.200	11.908.600	9.440.200	0	6.593.400	50.985.000	48.045.800	48.408.800
26										

Legend Green For numbers below the 25th percentile in the country's dataset of 2023
Red For numbers above the 75th percentile in the country's dataset of 2023


PRICE IN FIELD X KG (MXN)				
Michoacán				
	Week	Main Crop	Loca	Aventajado
F E B	6	30-32		
	7	30		
	8	28-29		
	9	28-29		
M A R	10	32-33		
	11	35		
	12	38-39		
	13	42-43		
A P R	14	40-43		
	15			
	16	40-42		
	17	42-44		
M A Y	18	38-40		
	19	40		
	20	40		
	21	40		
J U N	22	45		
	23	52-54		
	24	60		
	25	NO HARVEST		
26	63-64			

* 1 USD = 18,33 MXN



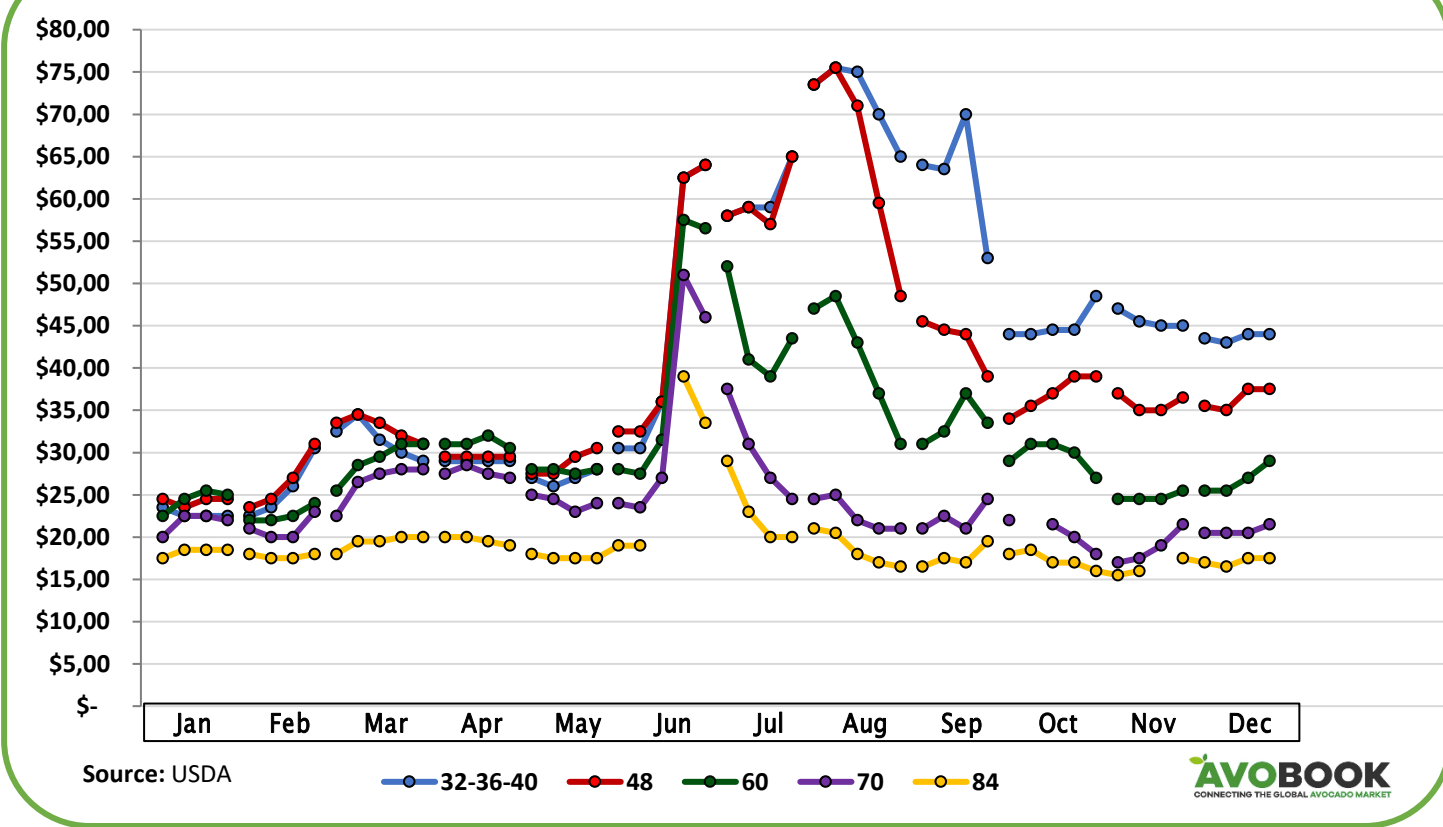


Bring quality and transparency to your supply chain.

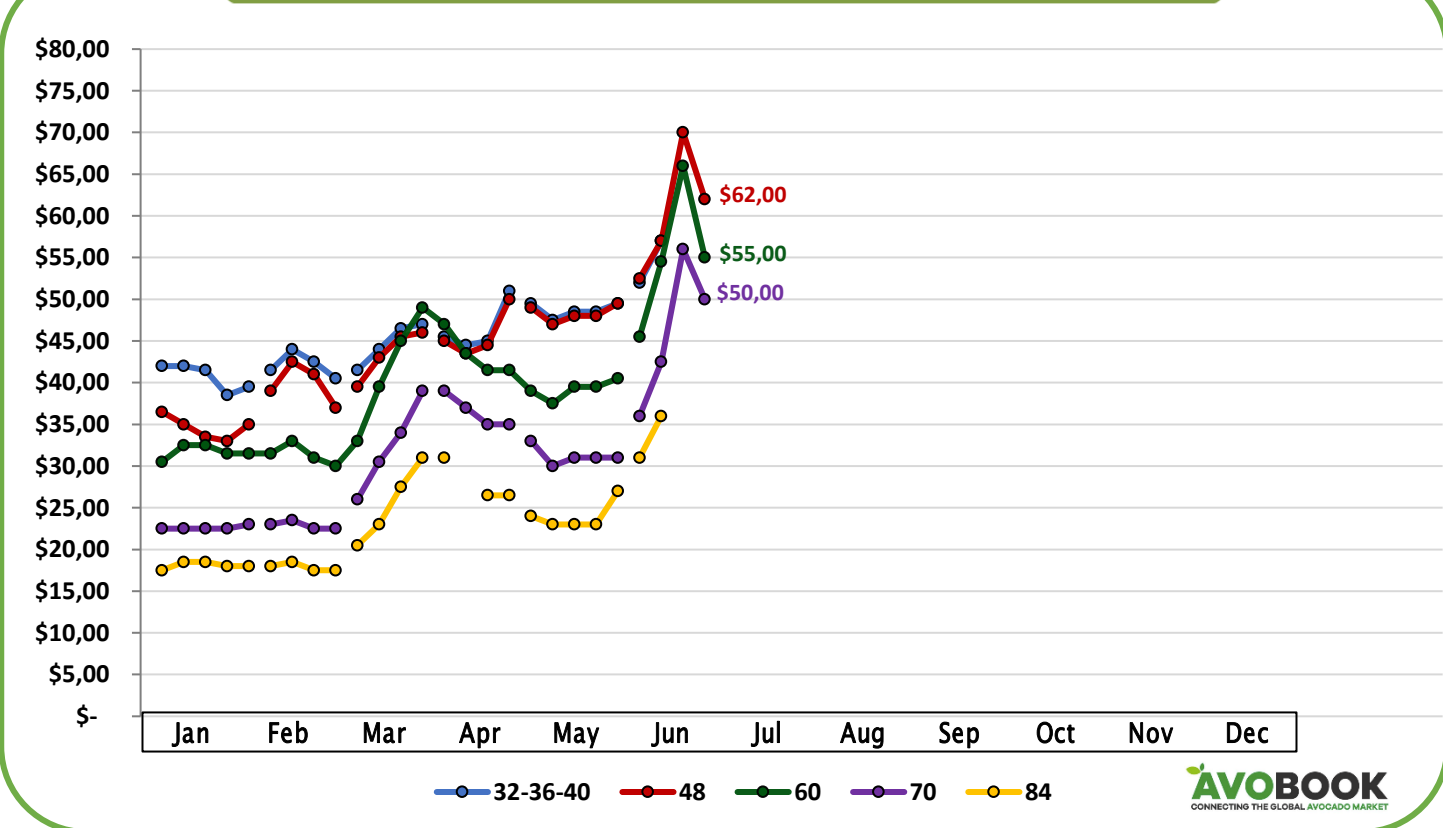


AVOCADO MARKET : USA Pag 6

2023 Weekly Price USD per Size box 25Lb (Mexican Hass in TX)



2024 Weekly Price USD per Size box 25Lb (Mexican Hass in TX)



EL PARQUE

The best fruit year round

CONTAINERS ARRIVED BY ORIGIN

** Cells in gray represent projected volumes*

	Week of Sales	Peru	Colombia	Mexico	Morocco	South Africa	Chile	Brazil	Kenya	Spain	Israel	Total Estimated
JAN	1	2	106	13	24		86			106	146	483
	2	4	119	17	63		69			149	137	558
	3	0	113	7	81		70			147	166	584
	4	5	137	3	45		53			138	154	535
	5	7	149	7	57		5			125	157	507
FEB	6	16	157	6	39		23			151	149	541
	7	27	166	3	57		22			123	112	510
	8	50	116	5	39		9			174	190	583
	9	91	90	2	39	4	16	3		157	174	576
MAR	10	133	76	3	62	3	23	2		88	200	590
	11	224	62	5	62	3	7	10		98	212	683
	12	287	42	4	38	15	5	18	15	60	203	687
	13	334	33	2	10	98		31	25	40	206	779
APR	14	423	49	5	10	8		61	25	40	228	849
	15	438	52	1	5	177		79	51	20	223	1046
	16	407	31	0	4	214		76	31	20	153	936
	17	369	25	1	2	3		86	120	20	89	715
	18	508	25			36		68	86	20	26	769
MAY	19	485	27			221		53	69	10	10	875
	20	485	30			51		60	52			678
	21	453	26			315		39	77			910
	22	346	25			204		28	34			637
	23	385	29	1		117		21	43			596
JUN	24	426	31			90		20	80			647
	25	503	40			126		18	100			787
	26	578	47			105		6	100			836
JUL	27	586	61			50		4	100			801
	28	456	60			93		1	100			710
	29	453	52			67		1	100			673
	30	579	35			57		1	100			772
	31	605	28			51			100			784
AUG	32	585	43			47			150			825
	33	485	45			50			150			730
	34	469	39			54			150			712
	35	428	34			55	20		150			687
	36	399	21			63	40		150			673
SEP	37	371	17			67	60		80			595
	38	324	16			84	80		80			584
	39	250	40			85	100		40			515
	40	159	40	20		80	150		40			489
OCT	41	55	60	20		79	200		20		20	454
	42	28	80	30		54	250		10		40	492
	43	10	100	30		55	300			15	60	570
	44		100	40	10	52	350			20	80	652
NOV	45		120	40	15	41	350			30	100	696
	46		120	40	40	28	350			40	100	718
	47		150	40	80	9	300			40	100	719
	48		150	40	80	6	200			50	120	646
DEC	49		150	60	100	5	200			60	120	695
	50		150	60	100	4	200			80	120	714
	51		150	60	100	1	150			80	120	661
	52		150	60	100	1	150			70	120	651



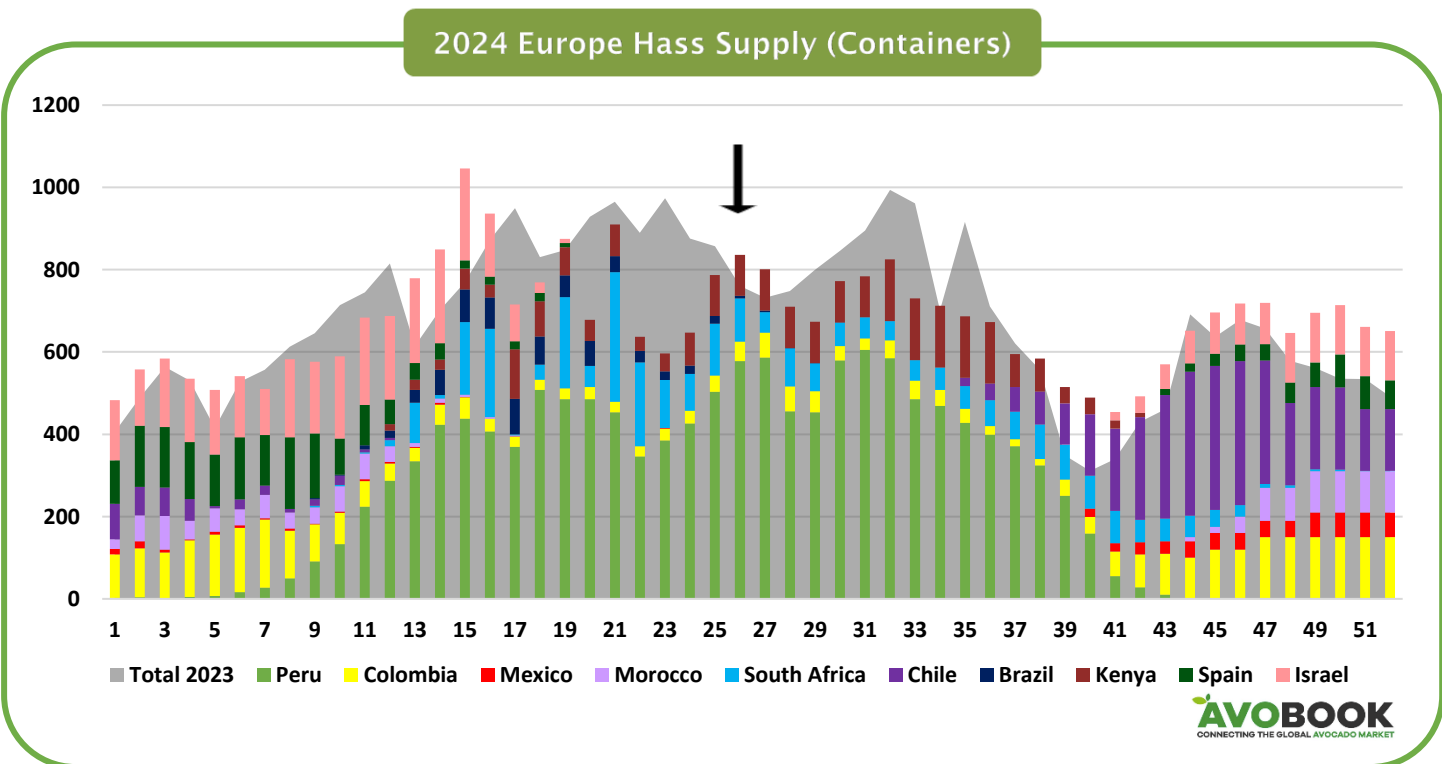
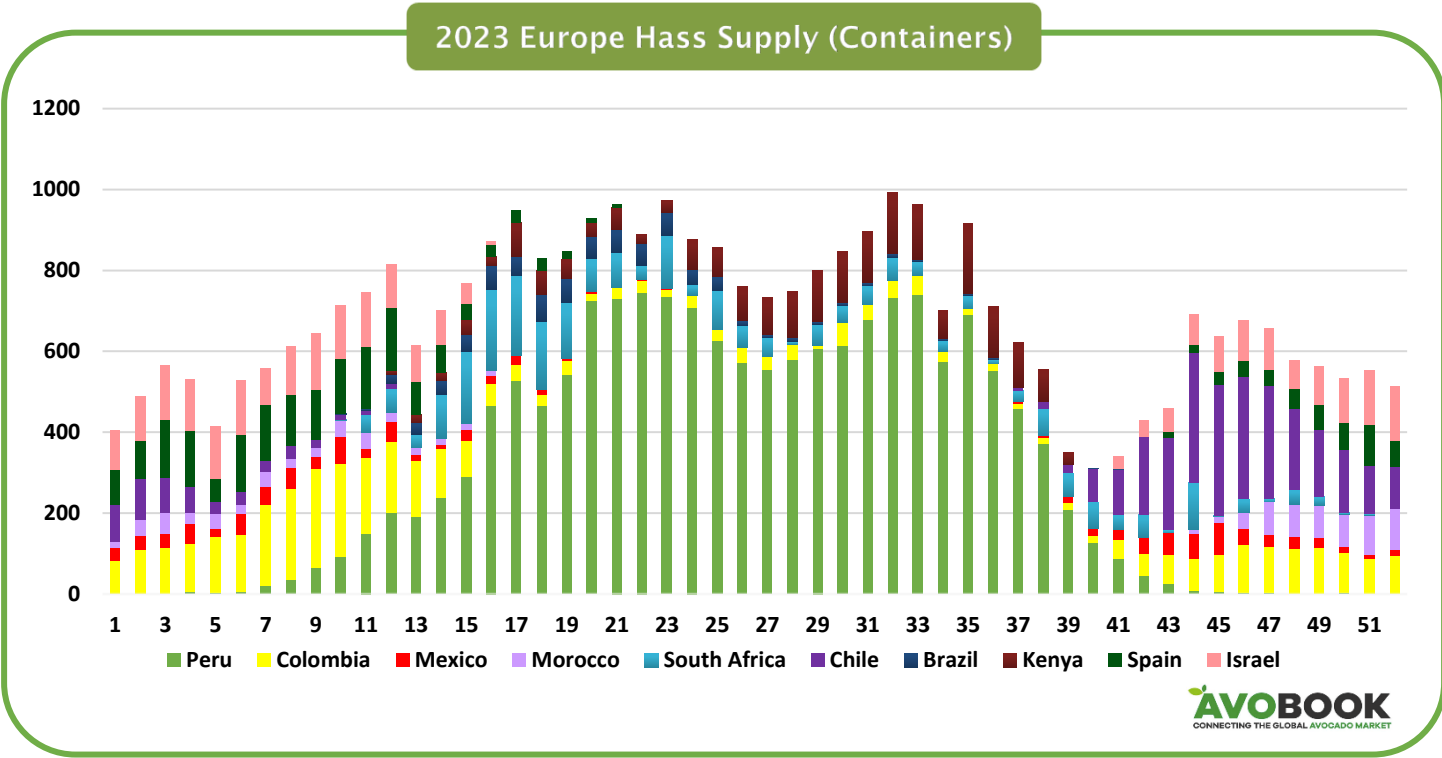
Protecting Exporters in Europe

3PL | Quality Control | Insurance | Representation

[Learn more](#)



AVOCADO MARKET : EUROPE Pag 8

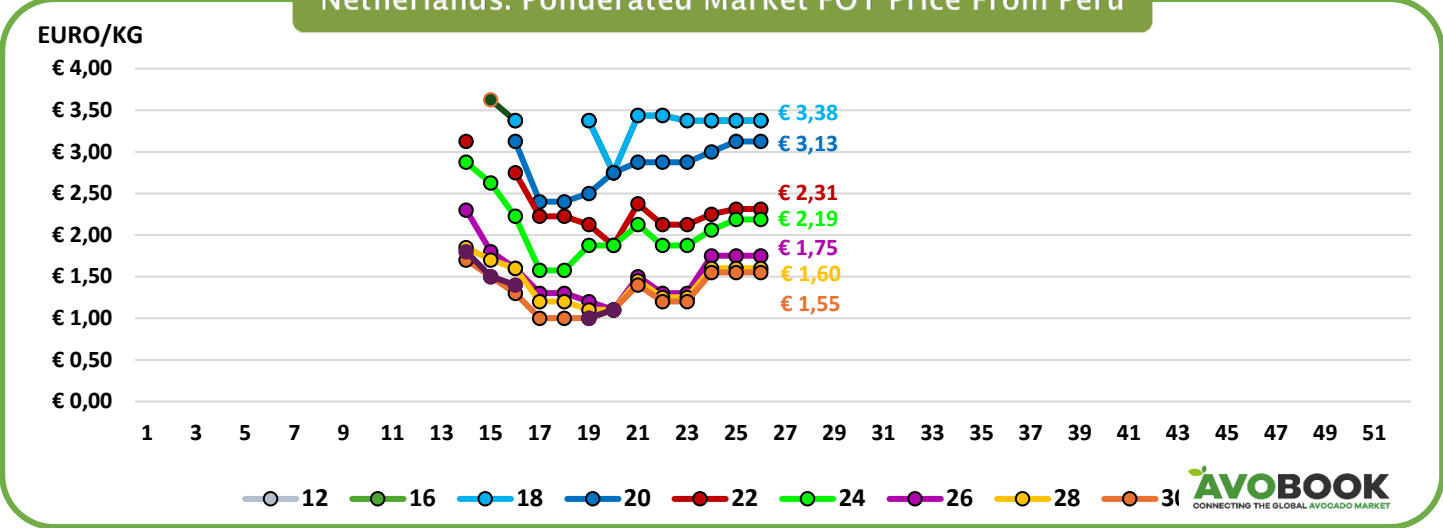


QUALITY STUDIO
service is our business

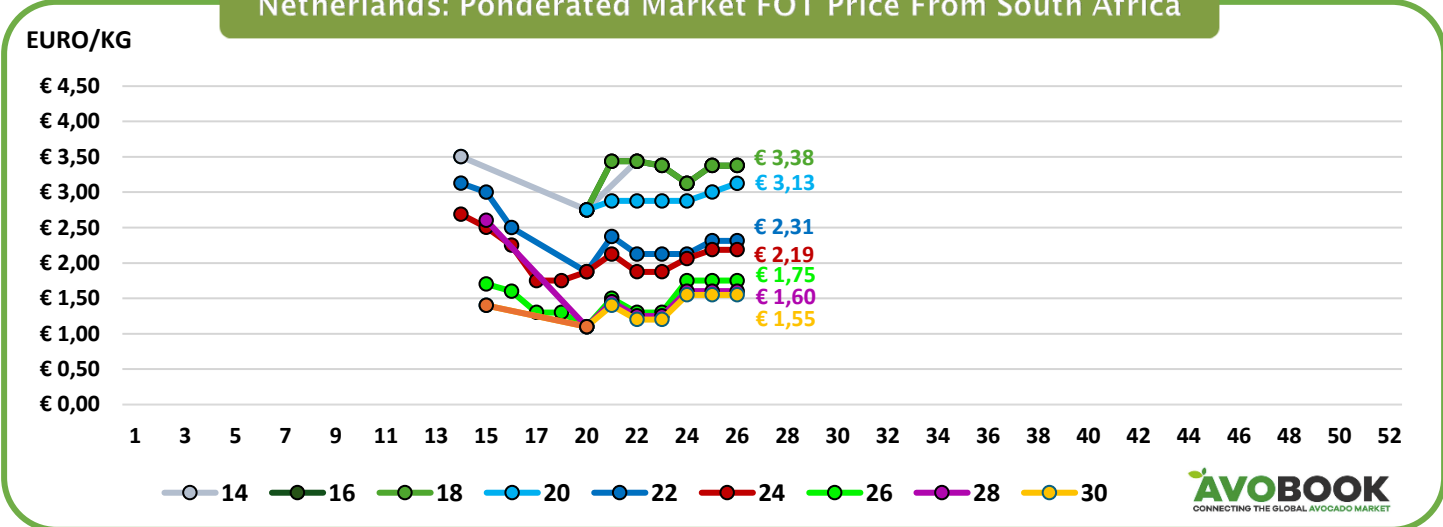
**Bring quality and transparency
to your supply chain.**

AVOCADO MARKET : EUROPE Pag 9

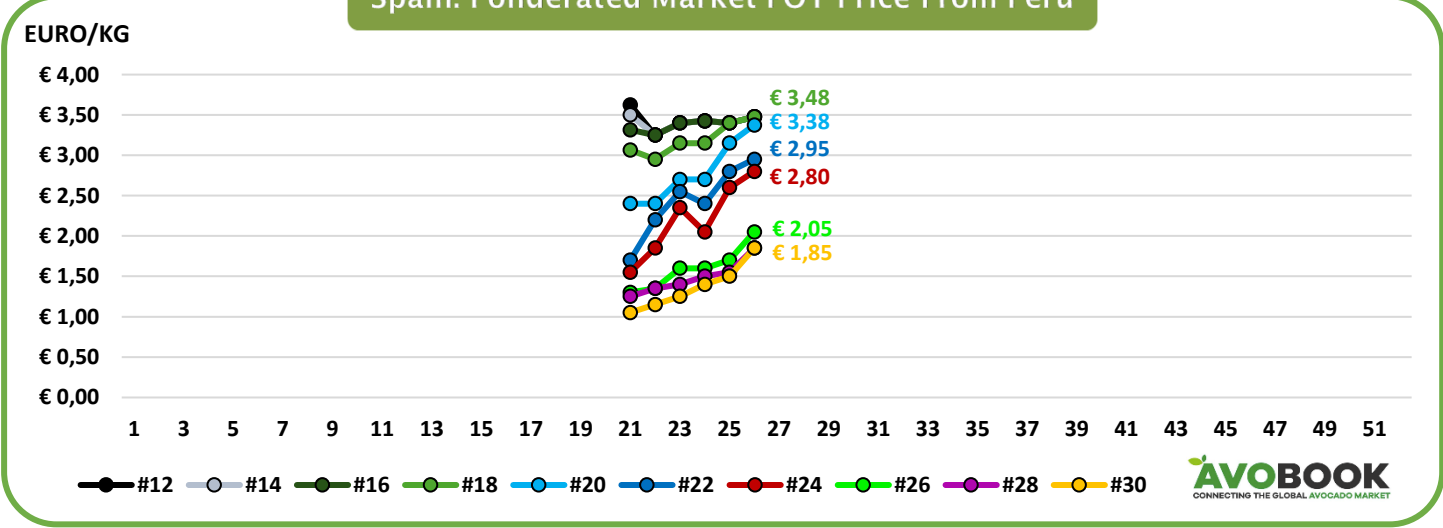
Netherlands: Ponderated Market FOT Price From Peru



Netherlands: Ponderated Market FOT Price From South Africa



Spain: Ponderated Market FOT Price From Peru



EL PARQUE

The best fruit year round

CONTAINERS ARRIVED BY ORIGIN

Week of Sales	Peru	Mexico	Chile	Colombia	Kenya	Philippines	New Zeland	Total Estimated Volume
40	2		17					19
41	7		22				1	29
42			19					19
43	5	1	25					31
44	3		32					35
45	1	1	10					12
46	1		37					38
47		4	22					26
48	3	2	6					11
49	3	3	37					43
50	2	4	17					23
51	3	2	22					27
52	4	3	22					29
1	4	4	12					20
2	8	1	9					18
3	21	3	12					36
4	2	2	4					8
5	16	1	4					21
6	33	5	6					44
7	43	6	5					54
8	62	5	5					72
9	60	7	1					68
10	94	2	2					98
11	66							66
12	42							42
13	29							29
14	31							31
15	30							30
16	41							41
17	52							52
18	61							61
19	87							87
20	71				1			72
21	47							47
22	47							47
23	59				2			61
24	79				2			81
25	55							55
26	63							63
27	56							56
28	44							44
29	34				2			36
30								0
31								0
32								0
33								0
34								0
35								0
36								0
37								0
38								0
39								0

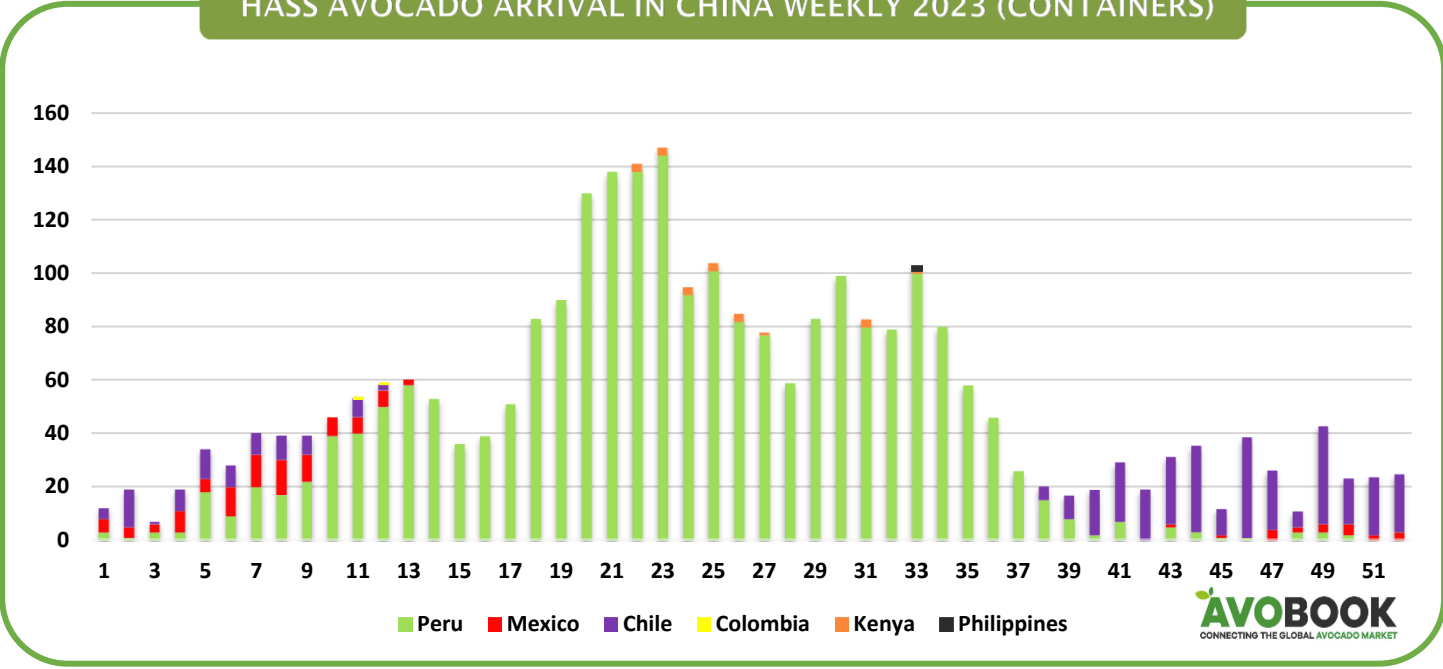


SAFTA

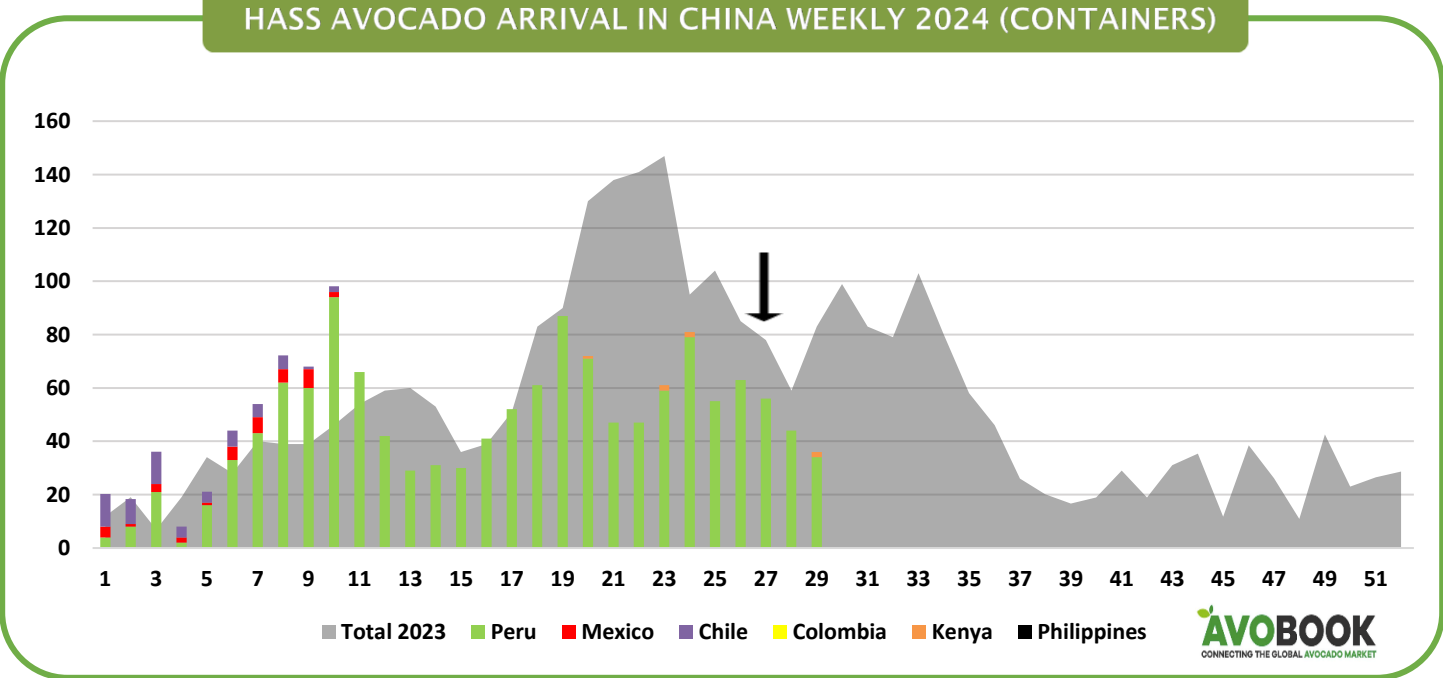
Protecting Exporters in Europe
3PL | Quality Control | Insurance | Representation

[Learn more](#)

HASS AVOCADO ARRIVAL IN CHINA WEEKLY 2023 (CONTAINERS)



HASS AVOCADO ARRIVAL IN CHINA WEEKLY 2024 (CONTAINERS)

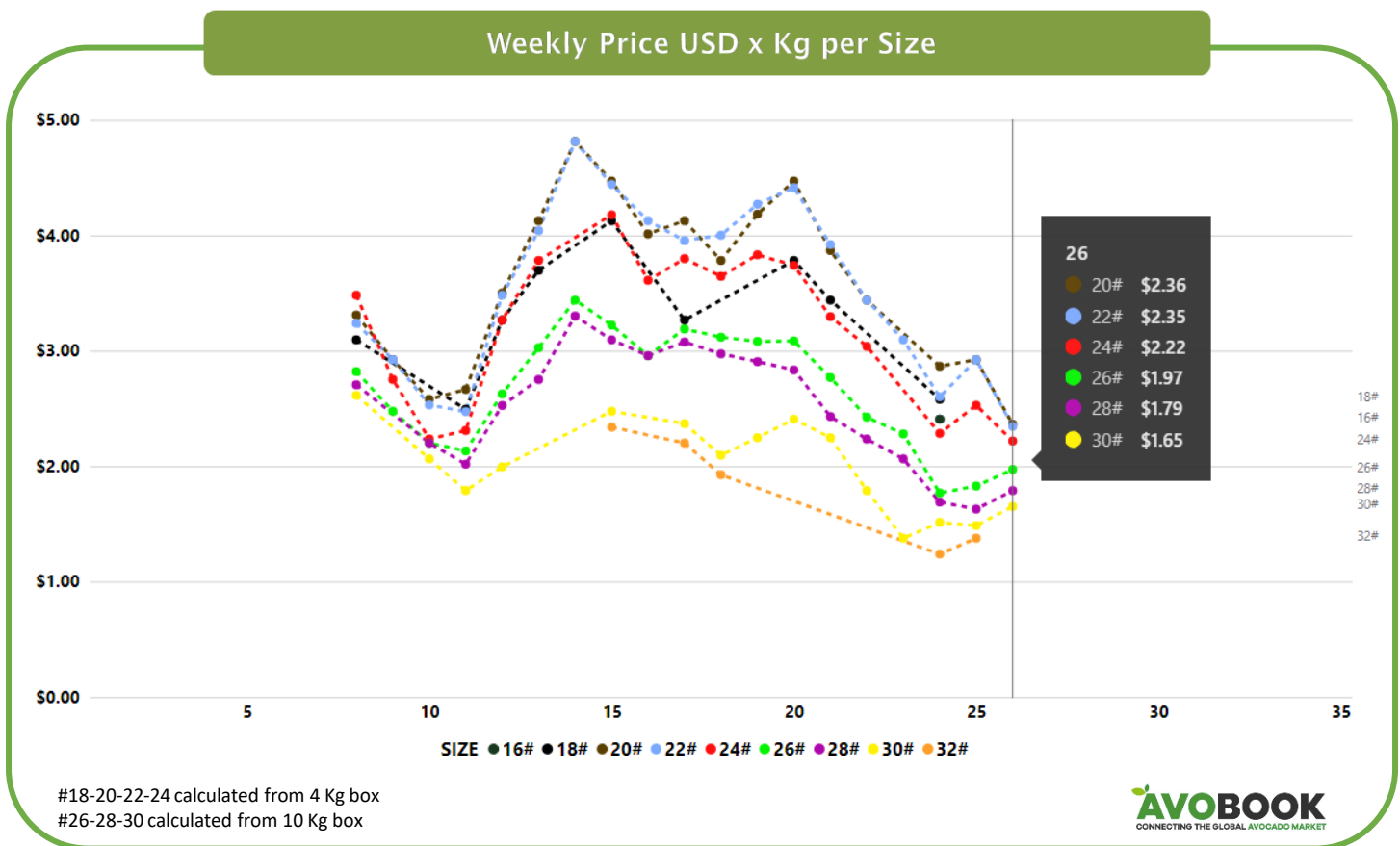
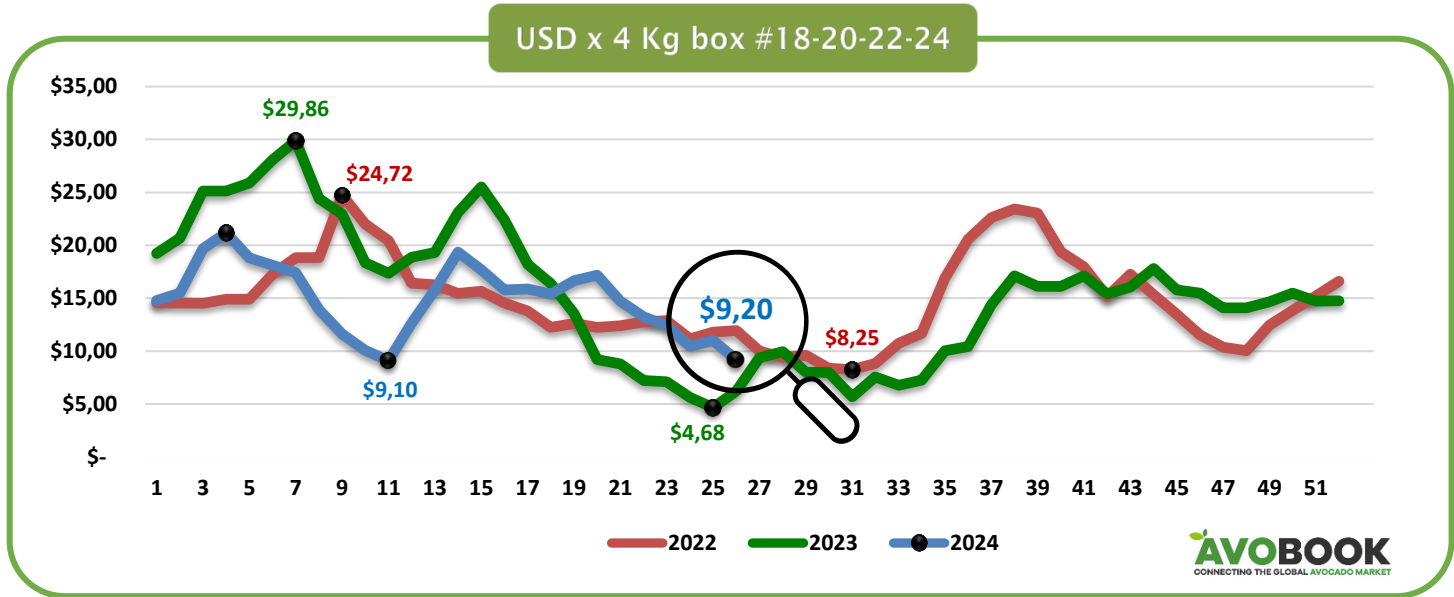




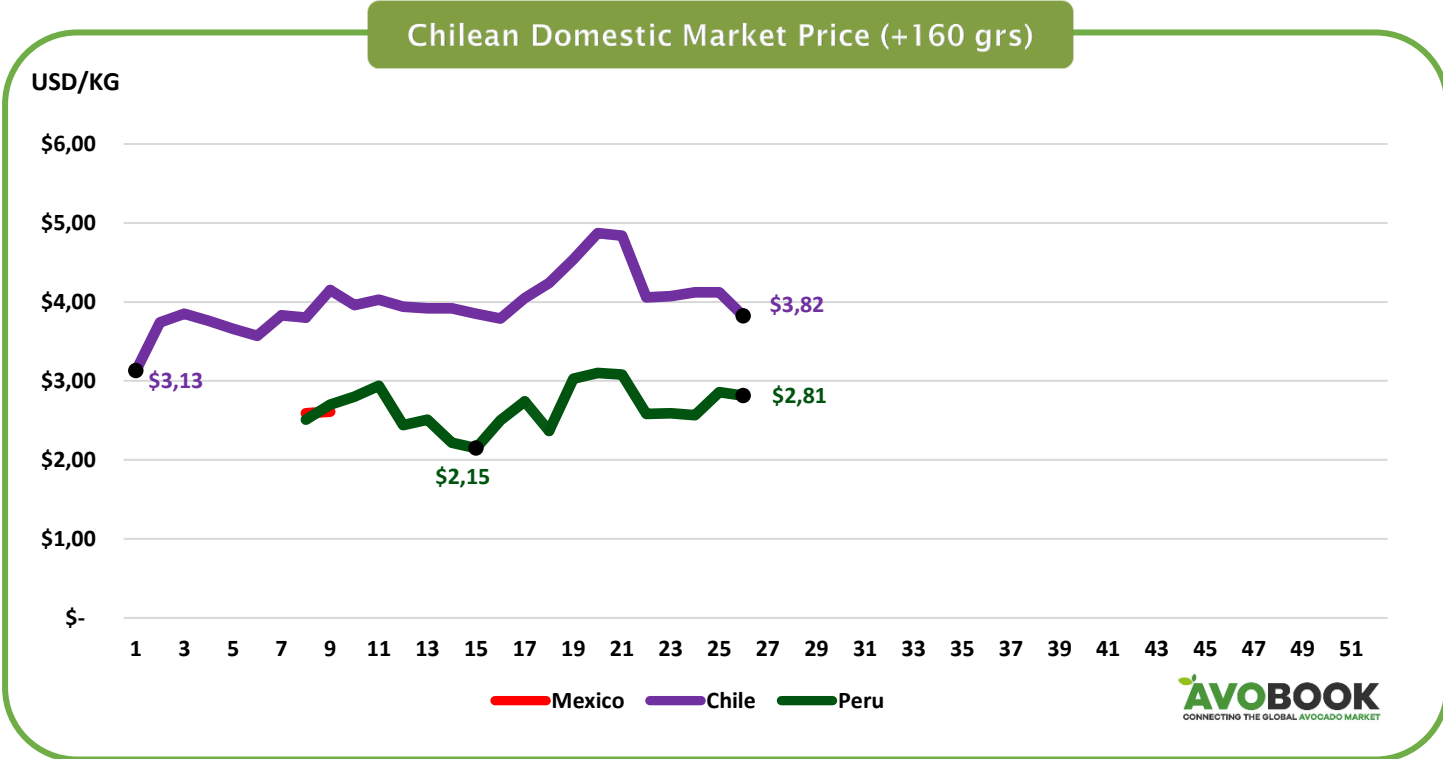
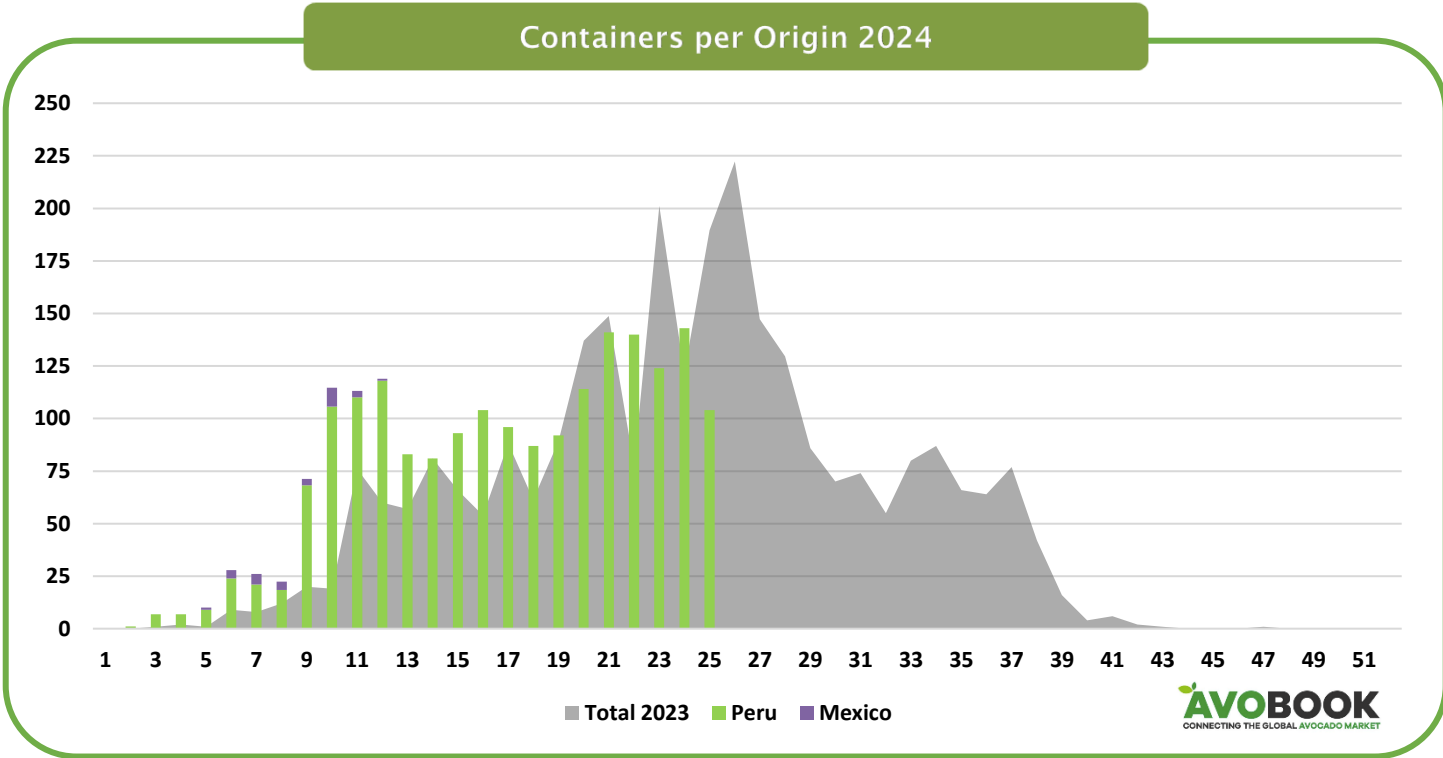
QUALITY STUDIO
service is our business

Bring quality and transparency to your supply chain.





CHILE: MARKET Pag 13





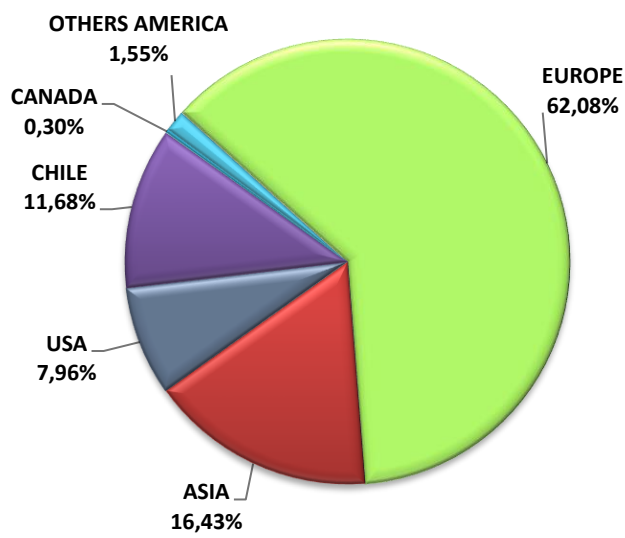
Protecting Exporters in Europe
3PL | Quality Control | Insurance | Representation

Learn more

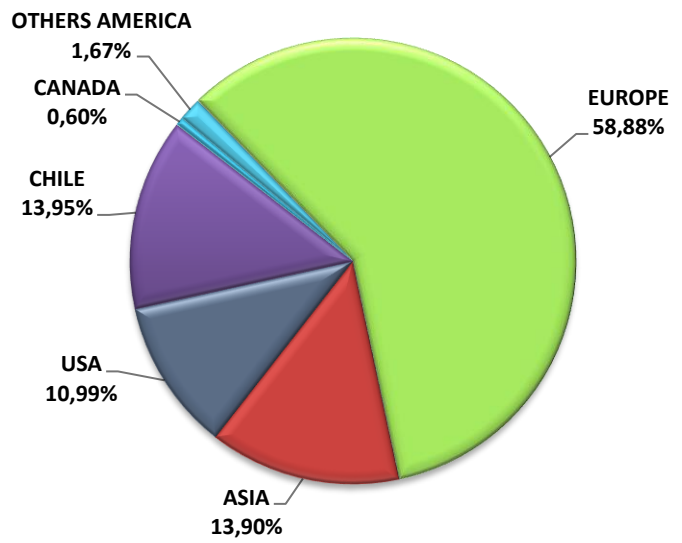


PERU: EXPORTS Pag 14

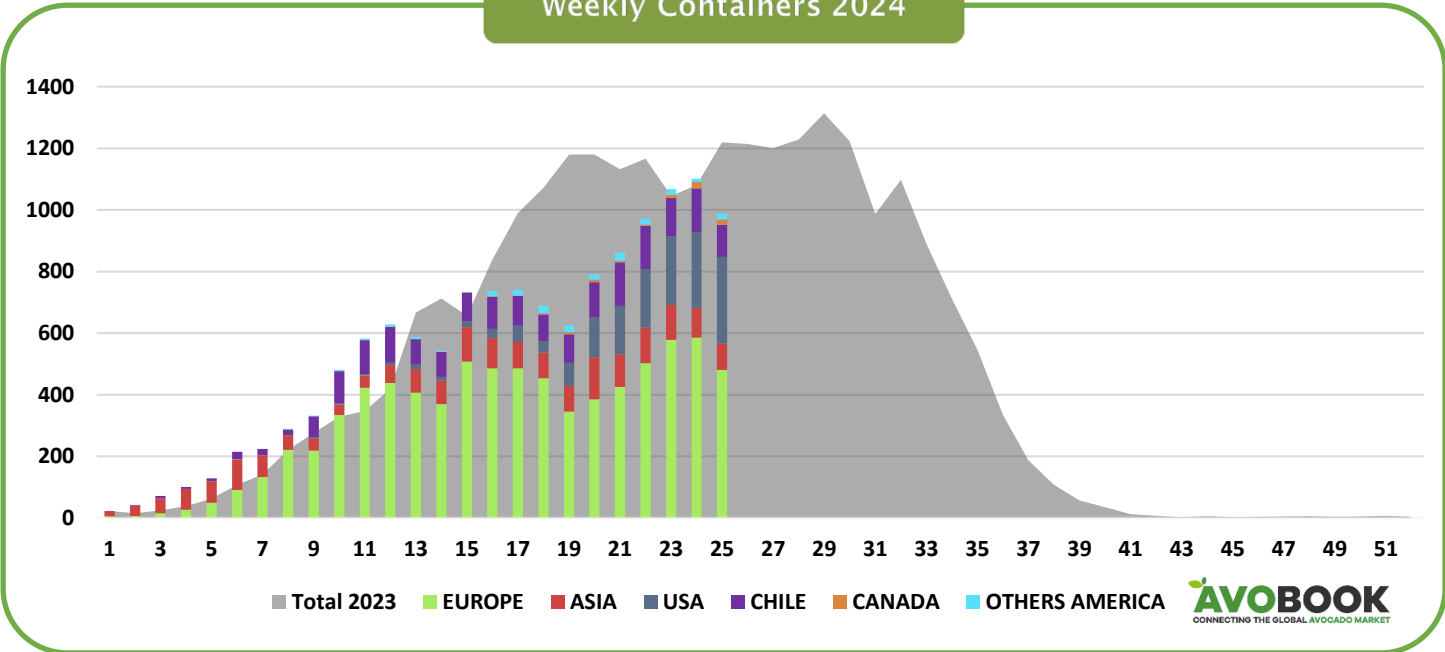
Market Share 2023 (Week 1-25)



Market Share 2024 (Week 1-25)



Weekly Containers 2024





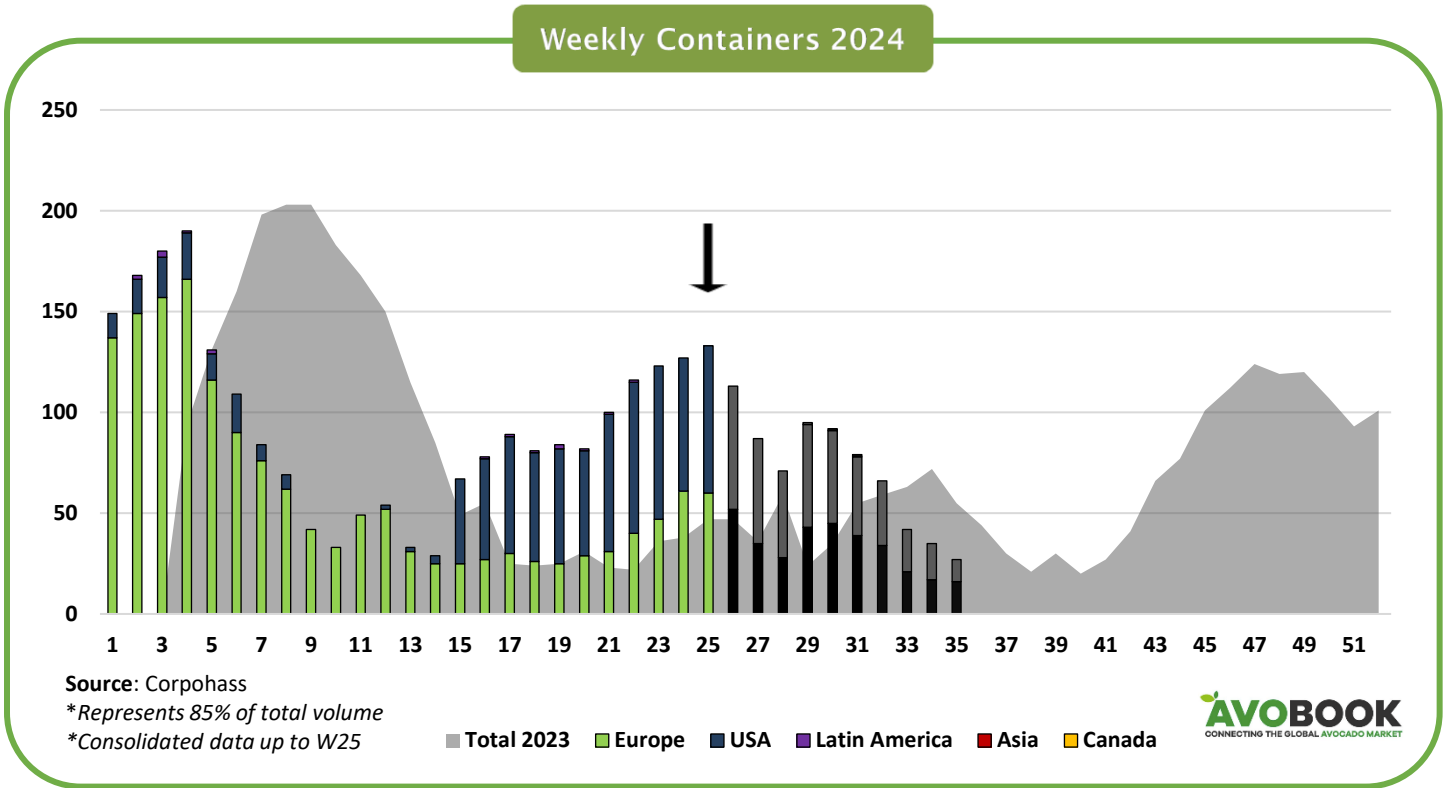
QUALITY STUDIO
service is our business



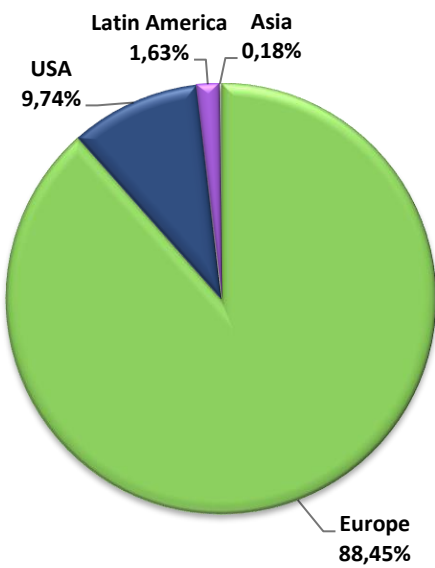
**Bring quality and transparency
to your supply chain.**



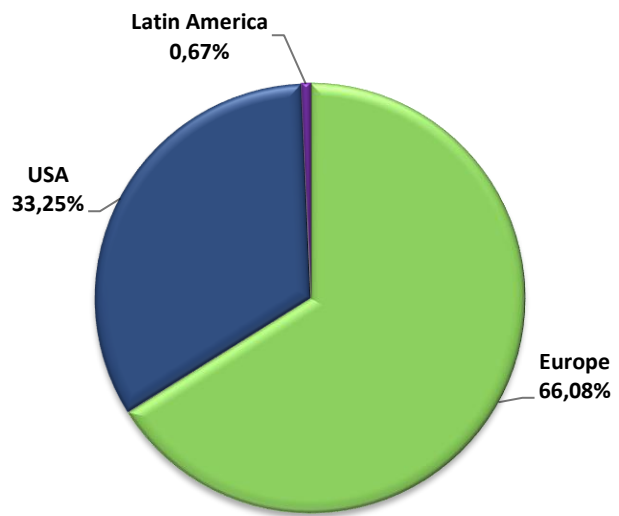
COLOMBIA: EXPORTS Pag 15



Market Share 2023 (week 1-25)



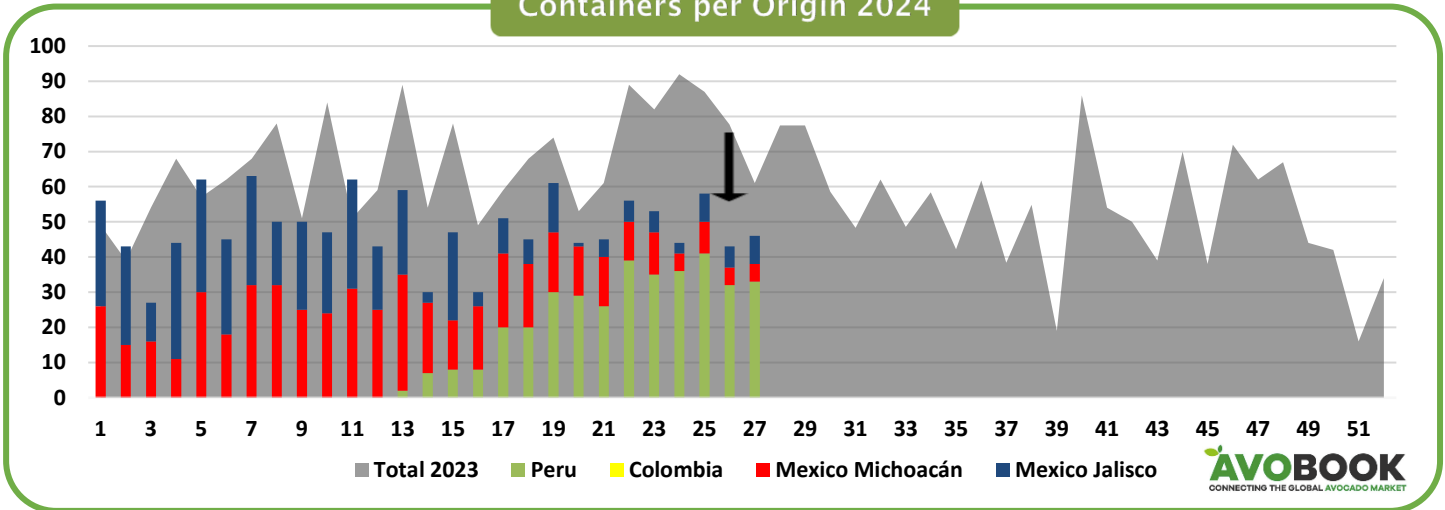
Market Share 2024 (week 1-25)



JAPAN: MARKET

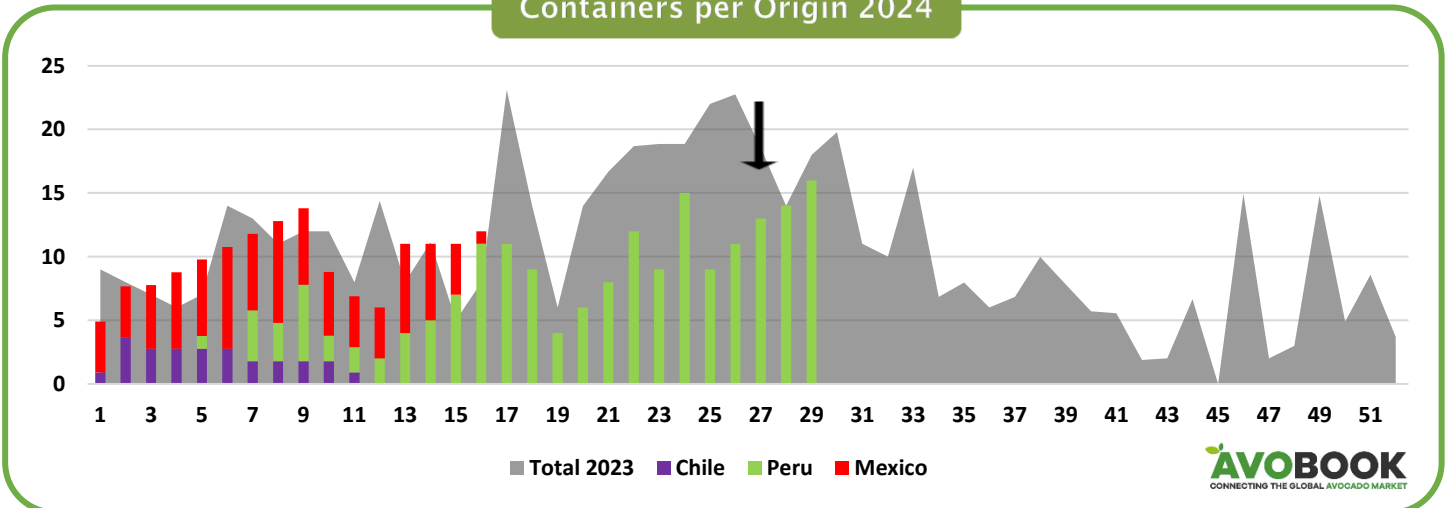
Pag 16

Containers per Origin 2024



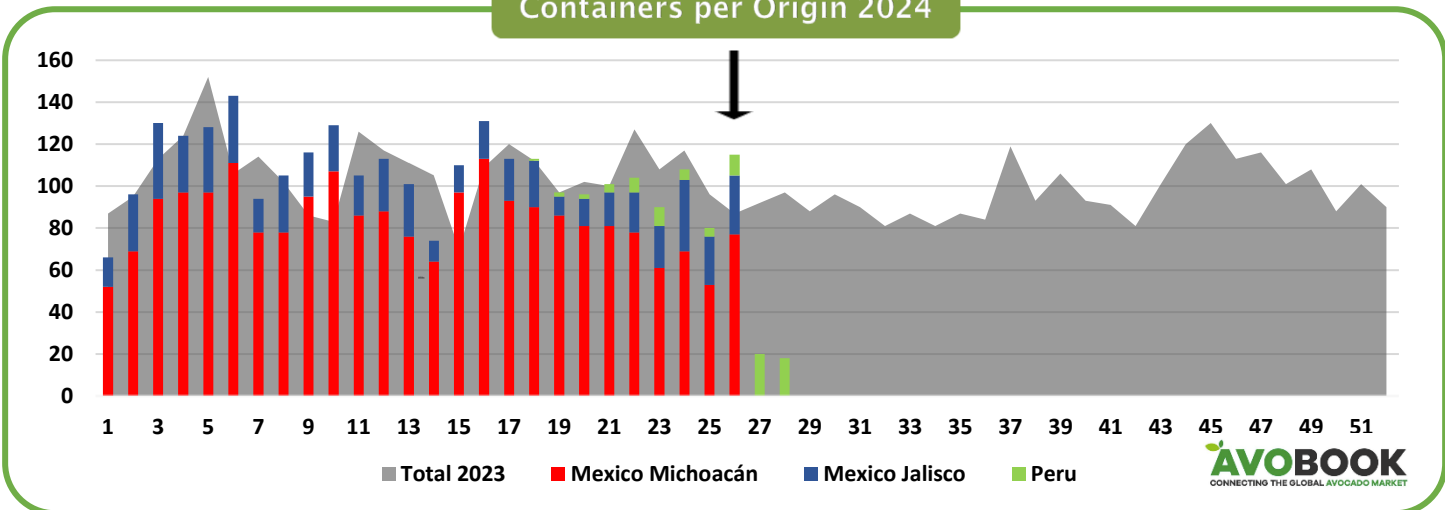
KOREA: MARKET

Containers per Origin 2024



CANADA: MARKET

Containers per Origin 2024



Protecting Exporters in Europe

3PL | Quality Control | Insurance | Representation

[Learn more](#)

